



UNIVERSITÀ DI PARMA

DIPARTIMENTO DI INGEGNERIA E ARCHITETTURA
CORSO DI LAUREA IN ARCHITETTURA E CITTA' SOSTENIBILI

**BUILDING INFORMATION MODELING:
DIGITAL MODELING OF ARCHITECTURE
DIGITAL VISUALIZATION OF PROJECT**


A.A. 2022-2023, Prof. Sandra Mikolajewska

CONTEMPORARY ARCHITECTURE COMMUNICATION

THE SLIDES PRESENTED IN THE CLASSROOM ARE INTENDED ONLY AS A REFERENCE FOR THE LECTURE.

THE CONTENT OF THESE SLIDES IN NO WAY REPLACES THE RECOMMENDED REFERENCE BIBLIOGRAPHY.






UNIVERSITÀ DI PARMA

DIPARTIMENTO DI INGEGNERIA E ARCHITETTURA

CORSO DI LAUREA IN ARCHITETTURA E CITTÀ SOSTENIBILI

**BUILDING INFORMATION MODELING:
DIGITAL MODELING OF ARCHITECTURE, DIGITAL VISUALIZATION OF PROJECT**
A.A. 2022-2023, Prof. Sandra Mikolajewska



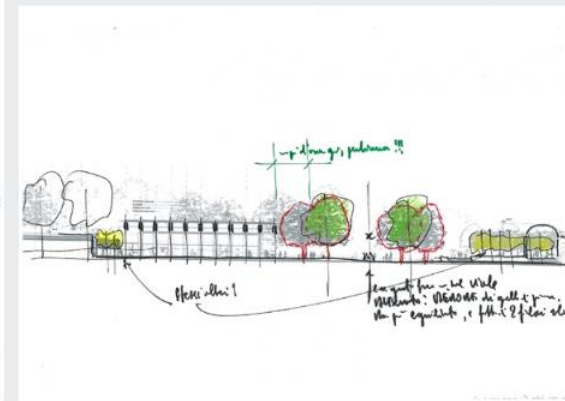
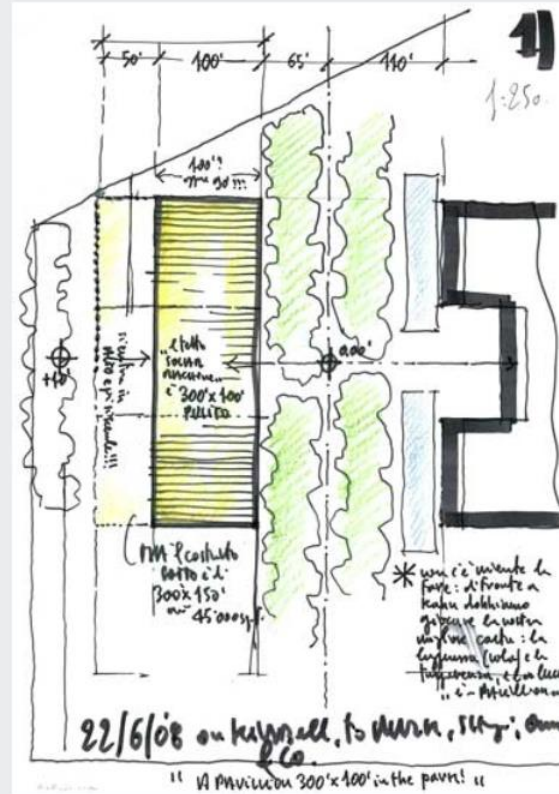
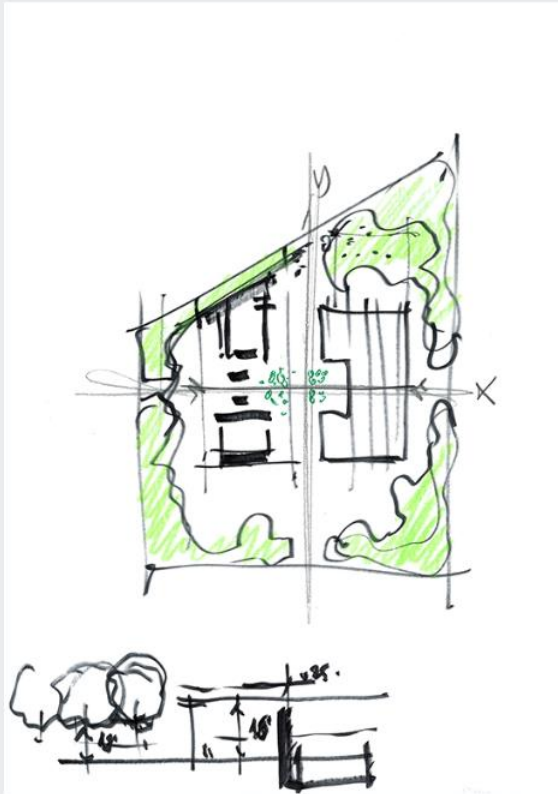
[it](#) > [en](#) [login](#) or [register](#)[The Foundation](#)[Archives](#)[Tells](#)[Teaches](#)[Welcomes](#)[+ Use Destinations](#)[+ Country](#)[+ City](#)[+ Year](#)

ATENE, GR	Stavros Niarchos Foundation Cultural Center	2008-2016	→
TRENTO, IT	MUSE, Le Albere Area and University Library	2007-2016	→
TORINO, IT	Intesa Sanpaolo office building	2006-2015	→
LA VALLETTA, MT	Valletta City Gate	2009-2015	→
NEW YORK, US	The Whitney Museum at Gansevoort	2007-2015	→




Kimbell Art Museum Expansion

Documents **Drawings** Models Images



Kimbell Art Museum Expansion

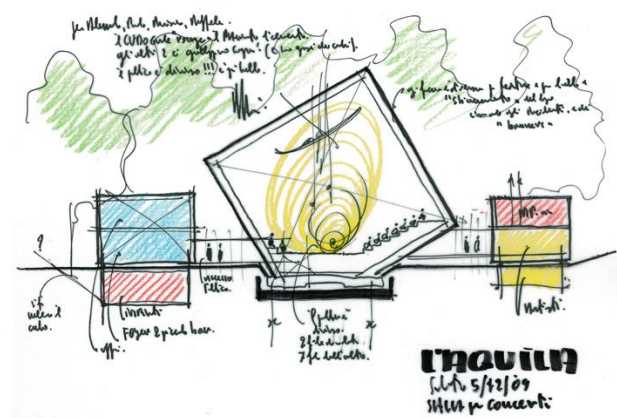
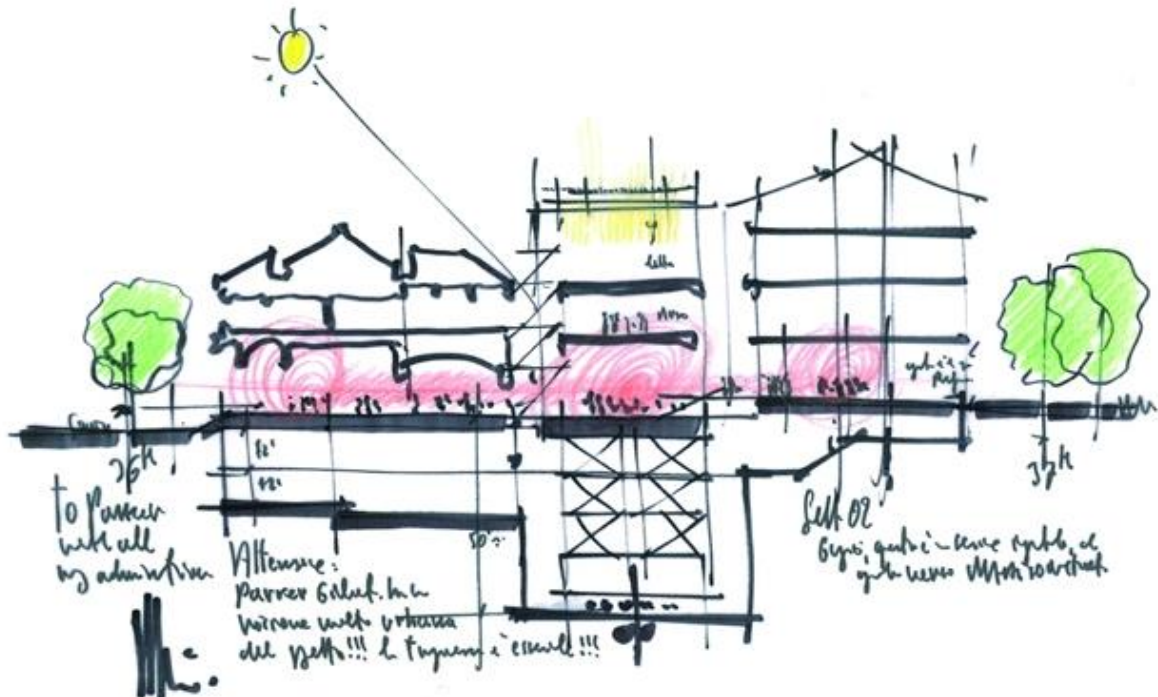
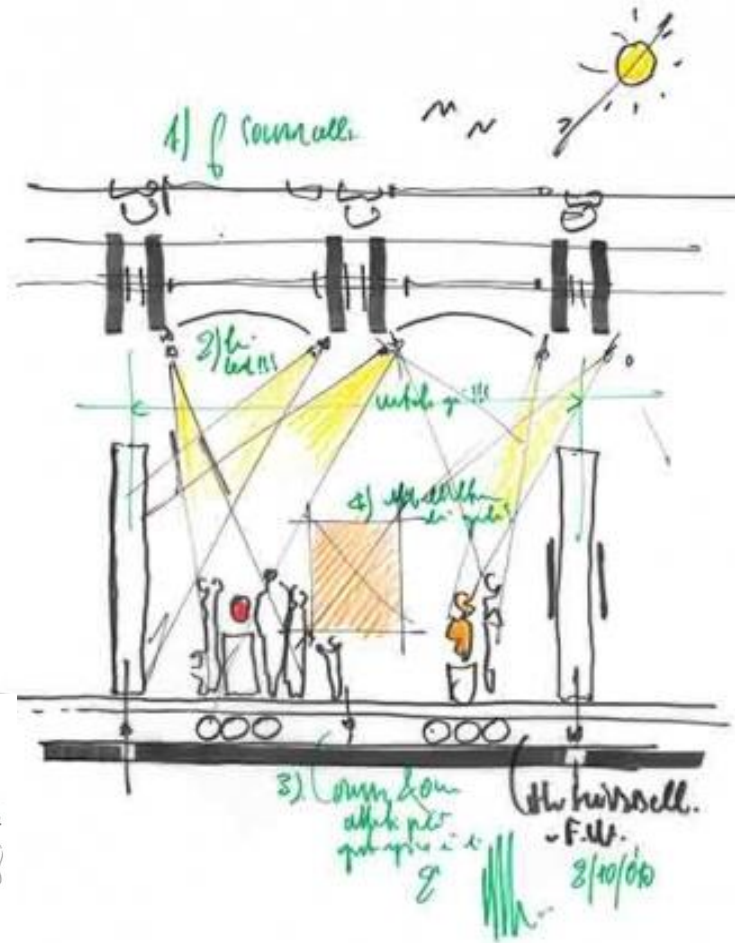
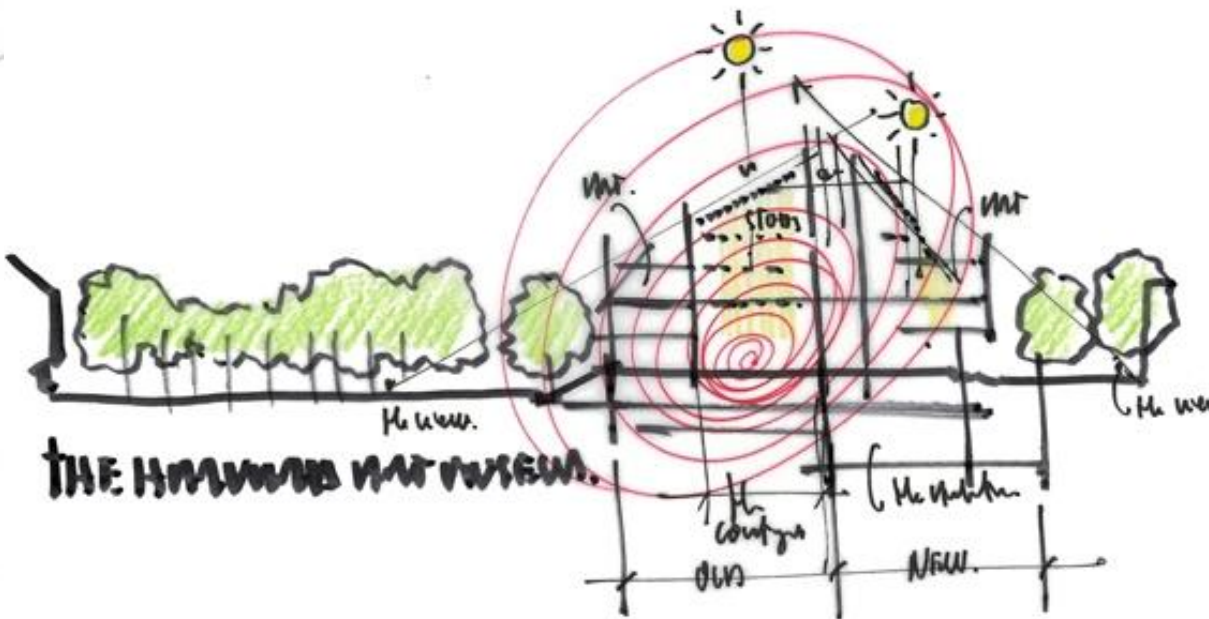
+ Documents + Drawings **X Models** + Images



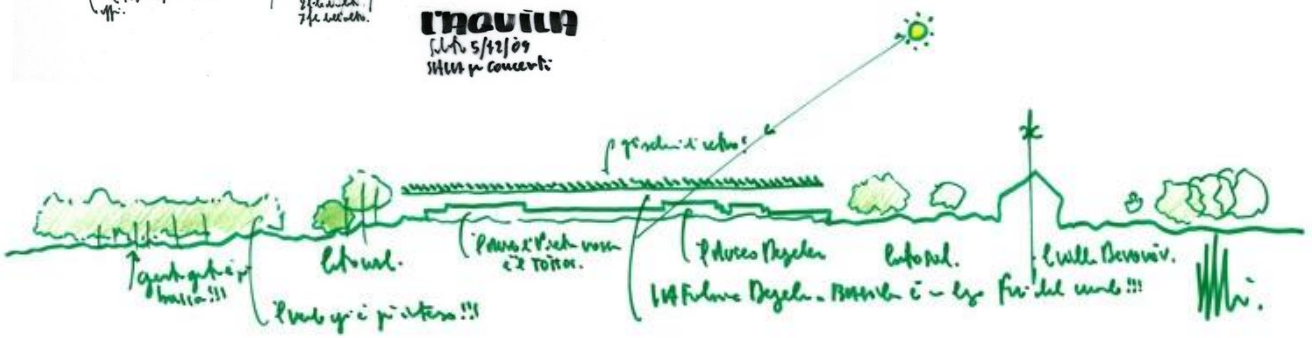
Kimbell Art Museum Expansion

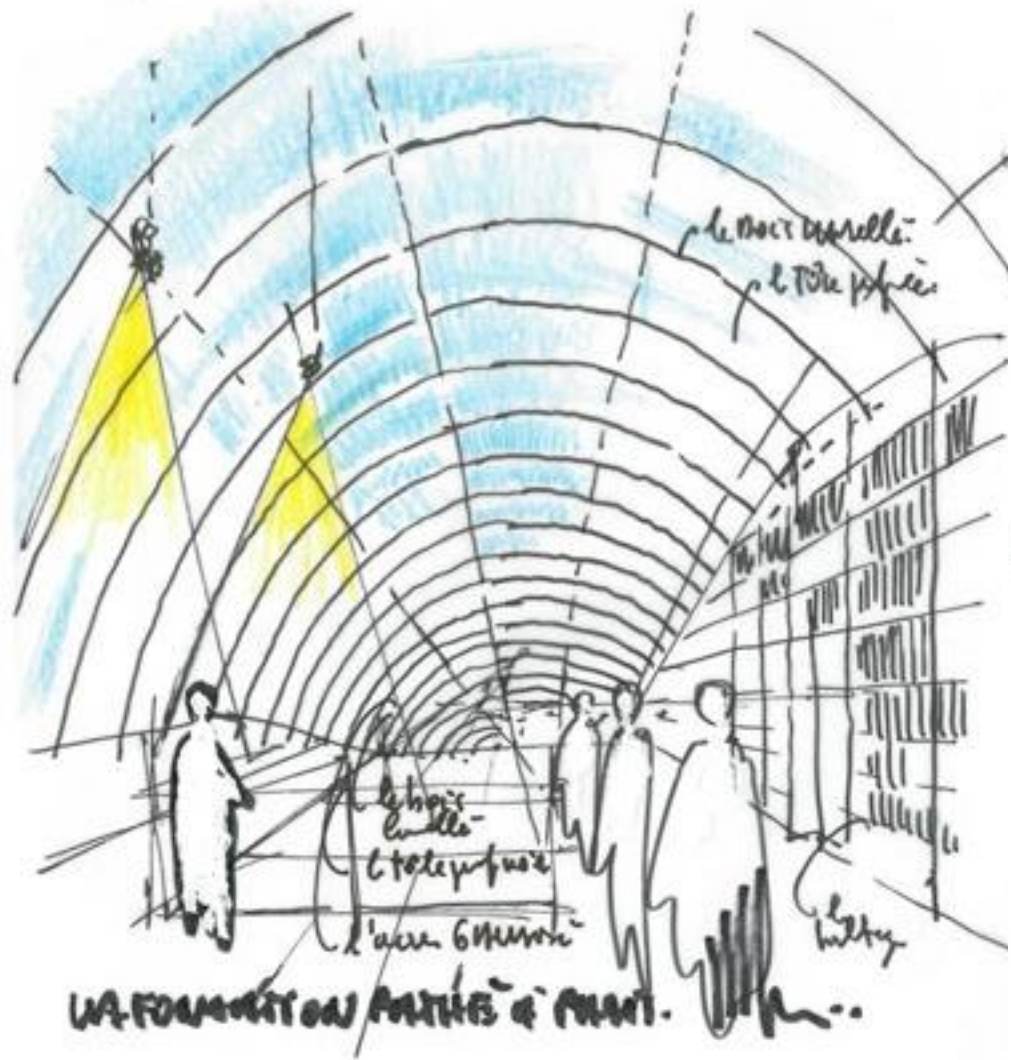
+ Documents + Drawings + Models **× Images** ×

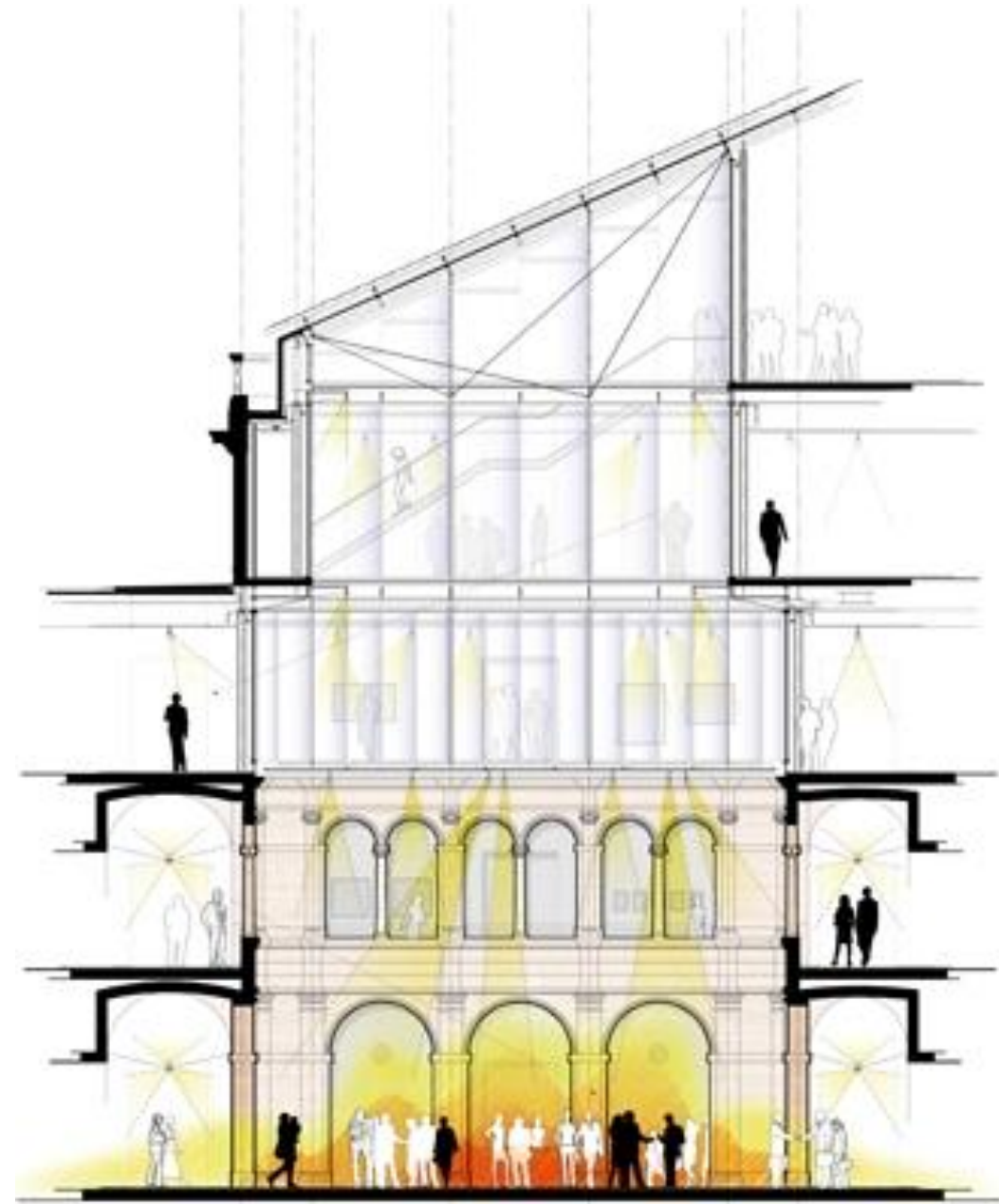
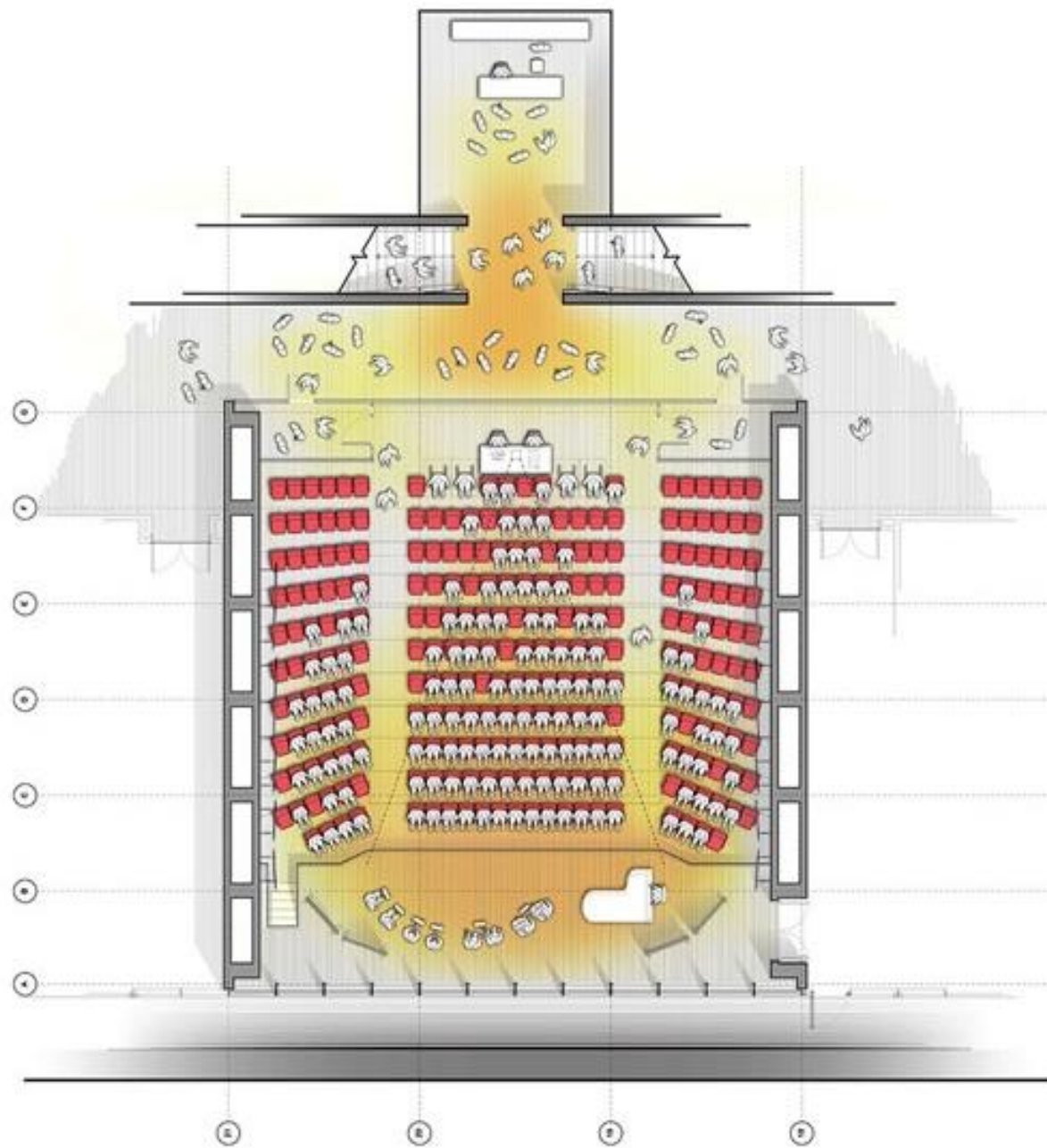






3) f. sound
4) f. light
2/10/06
3/10/06














Fondation Jérôme Seydoux-Pathé
RPBW - 2014

Projet

Avant



0 2.5 5 10 20

SEZIONE DEL NORTING

OP. NUM. AP.98

NO. 345 00000

COMUNE DI PARMA

CITTA' DI PARMA

PROGRAMMA DI RIGENERAZIONE URBANA AREE EX ORGANA E BARILLA

RESPONSABILE DELL'ATTUAZIONE

ARCH. STEFANO STORCHI (COMUNE DI PARMA)

PROGETTO

AUDITORIUM DI PARMA PROGETTO ARCHITETTONICO ESECUTIVO

RPBW

STUDIO PIANO PIZZAGGI ARCHITETTI ASSOCIATI

RESPONSABILE DEL PROGETTO

ARCH. SUSANNA BRAGA (COMUNE DI PARMA)

NO. 345 00000

COMUNE DI PARMA

SCHEMA PERCORSI

NO. 345 0002

APRILE 1999 1.500

NO. 345 00000

NO. 345 00000

AE-P-1.501

0 2.5 5 10 20

OP. NUM. AP.98

NO. 345 00000

COMUNE DI PARMA

CITTA' DI PARMA

PROGRAMMA DI RIGENERAZIONE URBANA AREE EX ORGANA E BARILLA

RESPONSABILE DELL'ATTUAZIONE

ARCH. STEFANO STORCHI (COMUNE DI PARMA)

PROGETTO

AUDITORIUM DI PARMA PROGETTO ARCHITETTONICO ESECUTIVO

RPBW

STUDIO PIANO PIZZAGGI ARCHITETTI ASSOCIATI

RESPONSABILE DEL PROGETTO

ARCH. SUSANNA BRAGA (COMUNE DI PARMA)

NO. 345 00000

COMUNE DI PARMA

PROGETTO SEZ. TRASVERSALE AA

NO. 345 0002

MARZO 1999 1.100

NO. 345 00000

NO. 345 00000

AE-p-3.001

0 2.5 5 10 20

OP. NUM. AP.98

NO. 345 00000

COMUNE DI PARMA

CITTA' DI PARMA

PROGRAMMA DI RIGENERAZIONE URBANA AREE EX ORGANA E BARILLA

RESPONSABILE DELL'ATTUAZIONE

ARCH. STEFANO STORCHI (COMUNE DI PARMA)

PROGETTO

AUDITORIUM DI PARMA PROGETTO ARCHITETTONICO ESECUTIVO

RPBW

STUDIO PIANO PIZZAGGI ARCHITETTI ASSOCIATI

RESPONSABILE DEL PROGETTO

ARCH. SUSANNA BRAGA (COMUNE DI PARMA)

NO. 345 00000

COMUNE DI PARMA

PROGETTO SEZ. TRASVERSALE AA

NO. 345 0002

MARZO 1999 1.100

NO. 345 00000

NO. 345 00000

AE-A-5.010

NO. 345 00000

COMUNE DI PARMA

CITTA' DI PARMA

PROGRAMMA DI RIGENERAZIONE URBANA AREE EX ORGANA E BARILLA

RESPONSABILE DELL'ATTUAZIONE

ARCH. STEFANO STORCHI (COMUNE DI PARMA)

PROGETTO

AUDITORIUM DI PARMA PROGETTO ARCHITETTONICO ESECUTIVO

RPBW

STUDIO PIANO PIZZAGGI ARCHITETTI ASSOCIATI

RESPONSABILE DEL PROGETTO

ARCH. SUSANNA BRAGA (COMUNE DI PARMA)

NO. 345 00000

COMUNE DI PARMA

PROGETTO SEZ. TRASVERSALE AA

NO. 345 0002

MARZO 1999 1.100

NO. 345 00000

NO. 345 00000

AE-A-5.010

NO. 345 00000

COMUNE DI PARMA

CITTA' DI PARMA

PROGRAMMA DI RIGENERAZIONE URBANA AREE EX ORGANA E BARILLA

RESPONSABILE DELL'ATTUAZIONE

ARCH. STEFANO STORCHI (COMUNE DI PARMA)

PROGETTO

AUDITORIUM DI PARMA PROGETTO ARCHITETTONICO ESECUTIVO

RPBW

STUDIO PIANO PIZZAGGI ARCHITETTI ASSOCIATI

RESPONSABILE DEL PROGETTO

ARCH. SUSANNA BRAGA (COMUNE DI PARMA)

NO. 345 00000

COMUNE DI PARMA

PROGETTO SEZ. TRASVERSALE AA

NO. 345 0002

MARZO 1999 1.100

NO. 345 00000

NO. 345 00000

AE-A-5.010

NO. 345 00000

COMUNE DI ROMA

CITTA' DI ROMA

PROGRAMMA DI RIGENERAZIONE URBANA AREE EX ORGANA E BARILLA

RESPONSABILE DELL'ATTUAZIONE

ARCH. STEFANO STORCHI (COMUNE DI ROMA)

PROGETTO

AUDITORIUM DI ROMA PROGETTO ARCHITETTONICO ESECUTIVO

RPBW

STUDIO PIANO PIZZAGGI ARCHITETTI ASSOCIATI

RESPONSABILE DEL PROGETTO

ARCH. SUSANNA BRAGA (COMUNE DI ROMA)

NO. 345 00000

COMUNE DI ROMA

PROGETTO SEZ. TRASVERSALE AA

NO. 345 0002

MARZO 1999 1.100

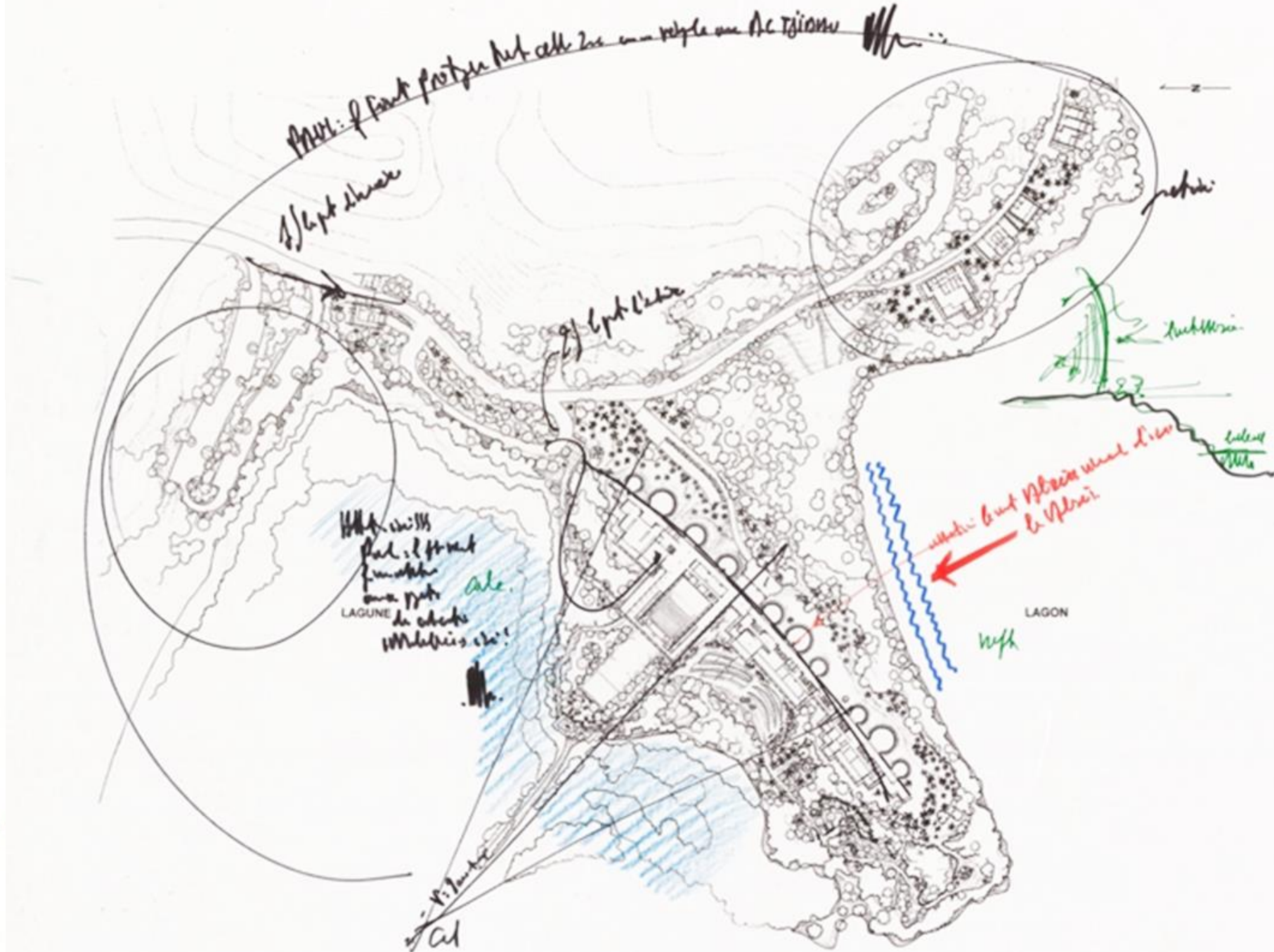
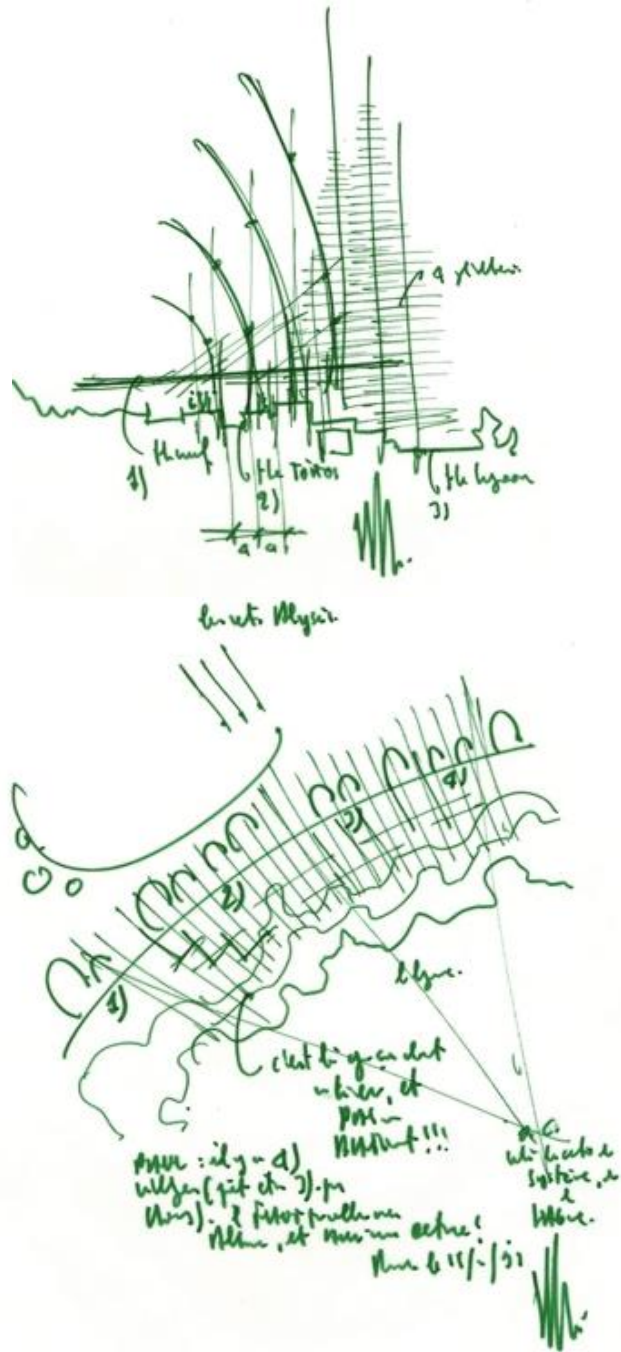
NO. 345 00000

NO. 345 00000

AE-p-3.004

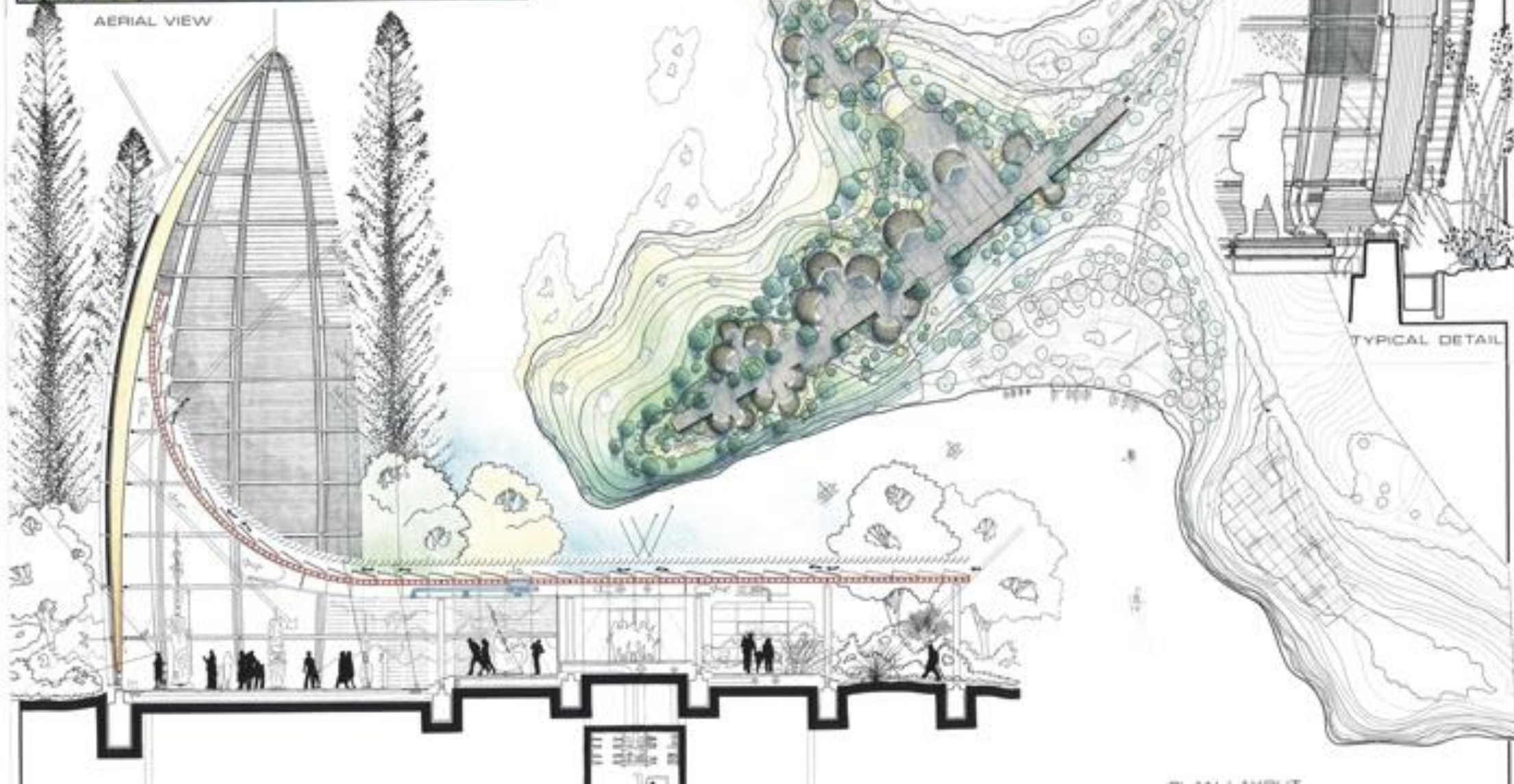
PROJECT DATA

Competition	1991
Design	1991 - 1993
Construction	1993 - 1998
Site area	8 ha
Total floor area	7650 m ² (10 buildings of three different dimensions: 4 with an area of 63 m ² and a diameter of 8 m, 3 with an area of 95 m ² e and a diameter of 11 m, 3 with an area of 140 m ² and a diameter of 13,5 m)
Height	20 m, 22m, 28 m
Floors	1 + variable number of basements
Auditorium	400 seats




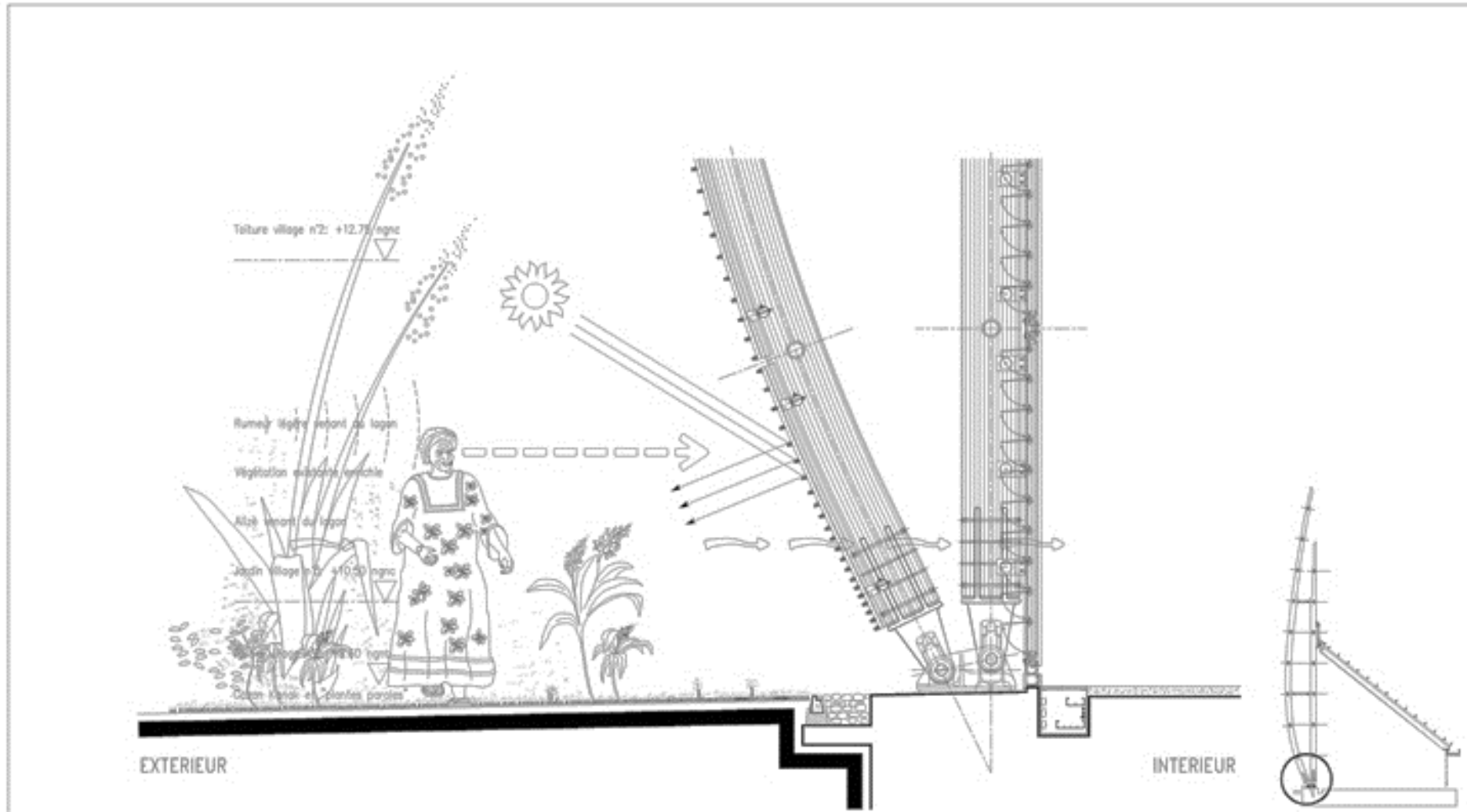


AERIAL VIEW



TYPICAL DETAIL





RENZO PIANO Building Workshop

S.A.R.L. Architectes

34, rue des Archives - 75004 PARIS

Téléphone: 42.78.00.82

Télex: 215 676 F

Télécopieur: 42.78.01.98

CENTRE CULTUREL JEAN-MARIE TJIBAOU

COUPE TYPE SUR LA BASE DES CASES.

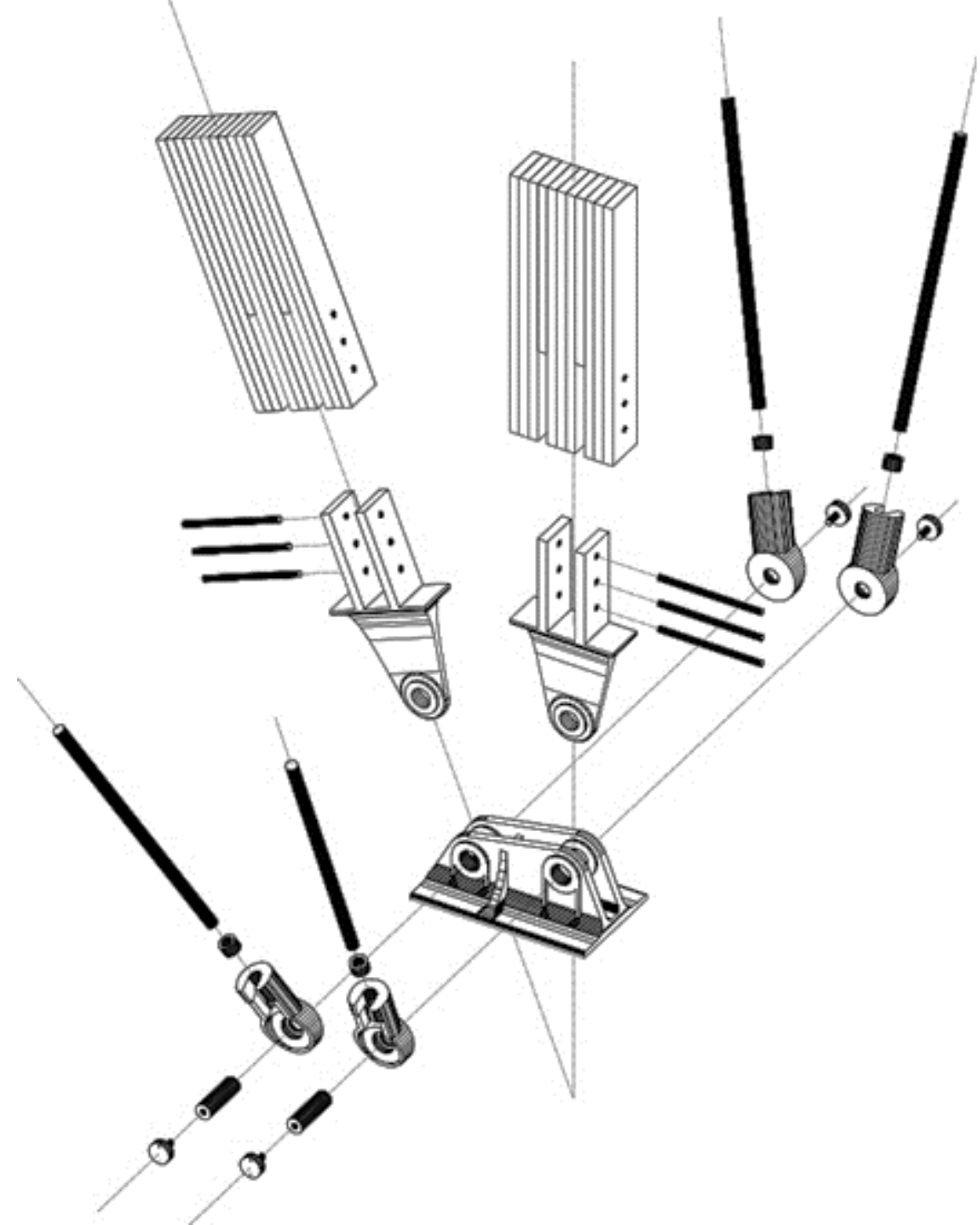
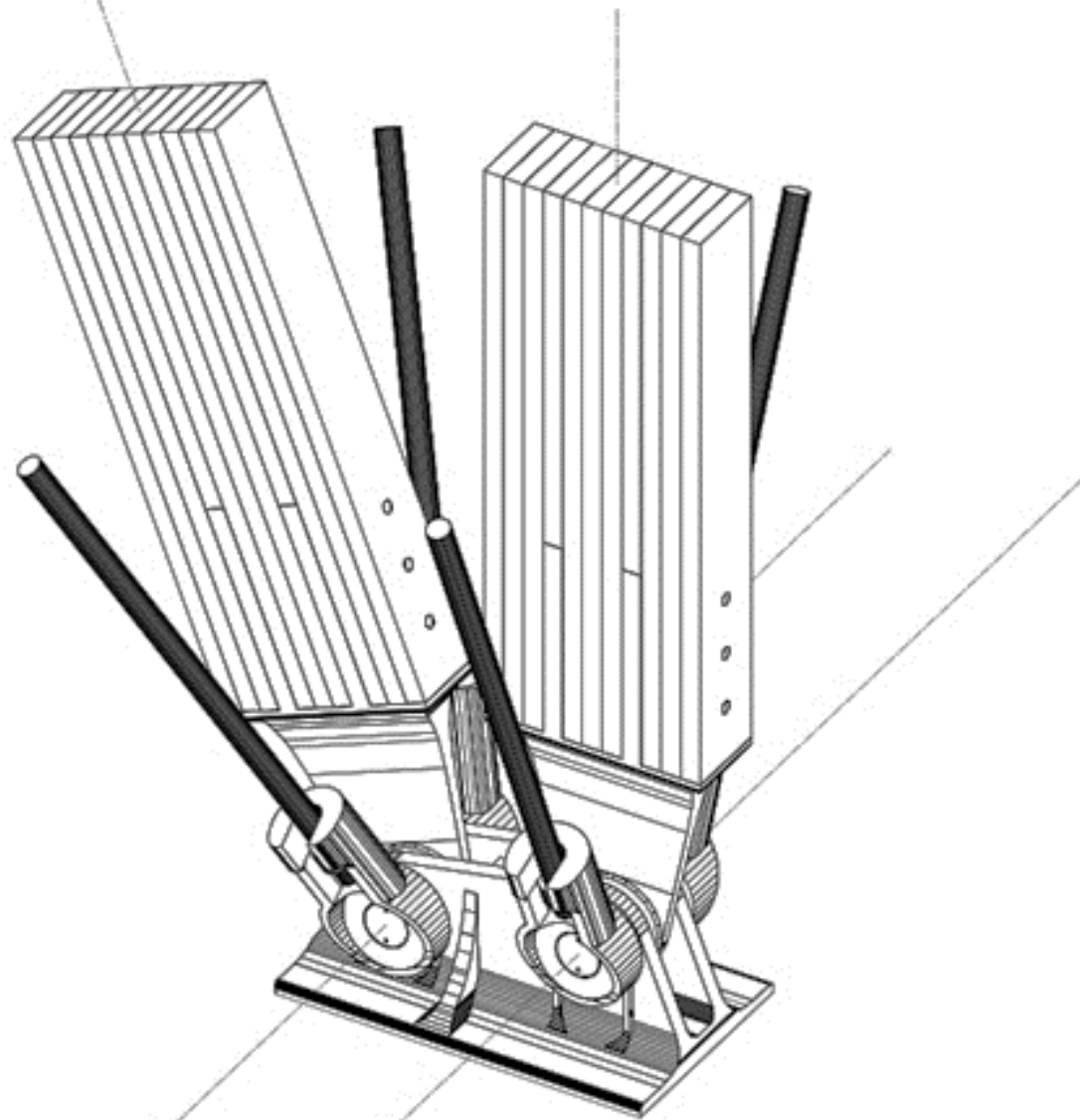
affaire :

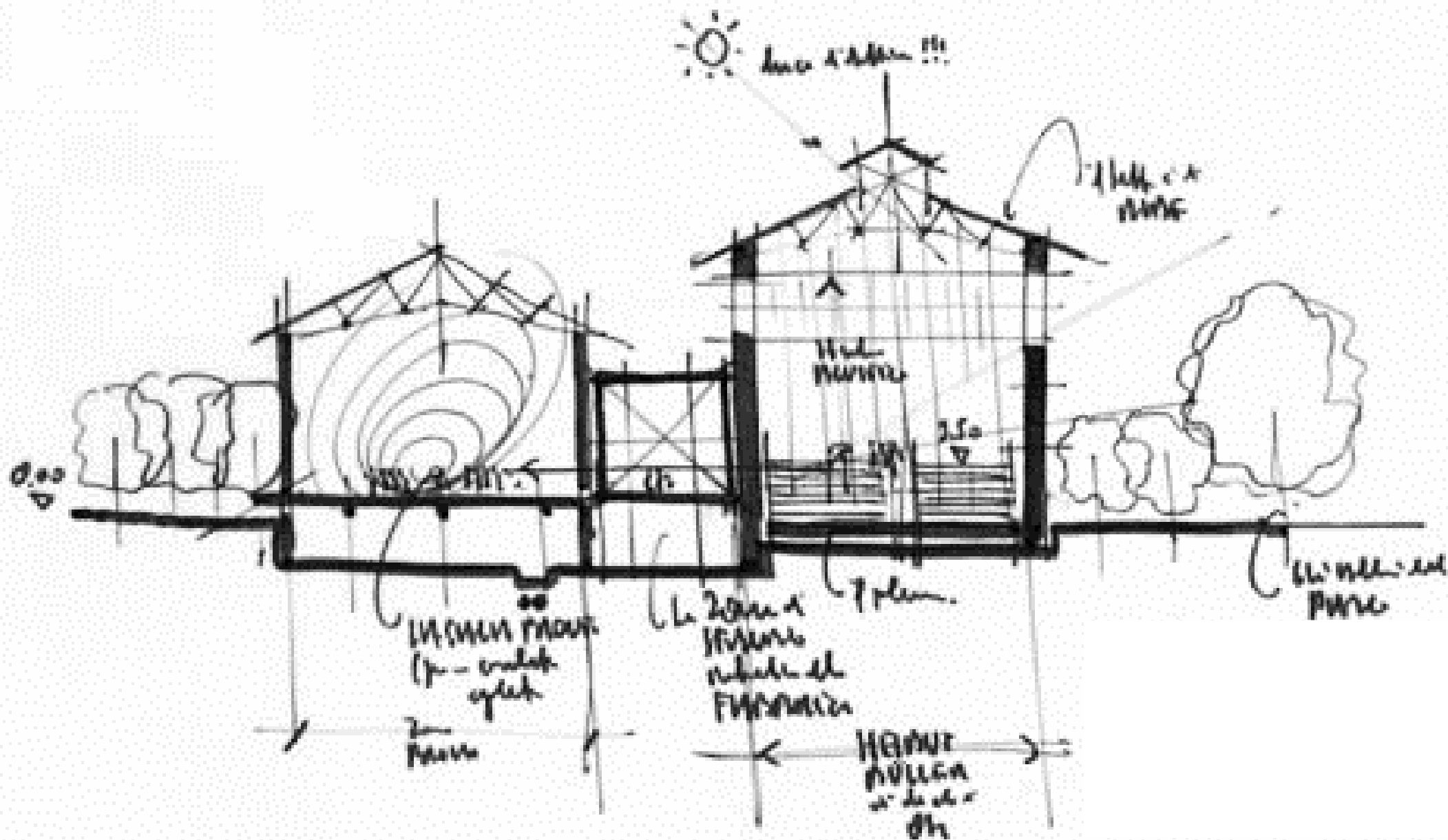
dessin :

échelle :

date :


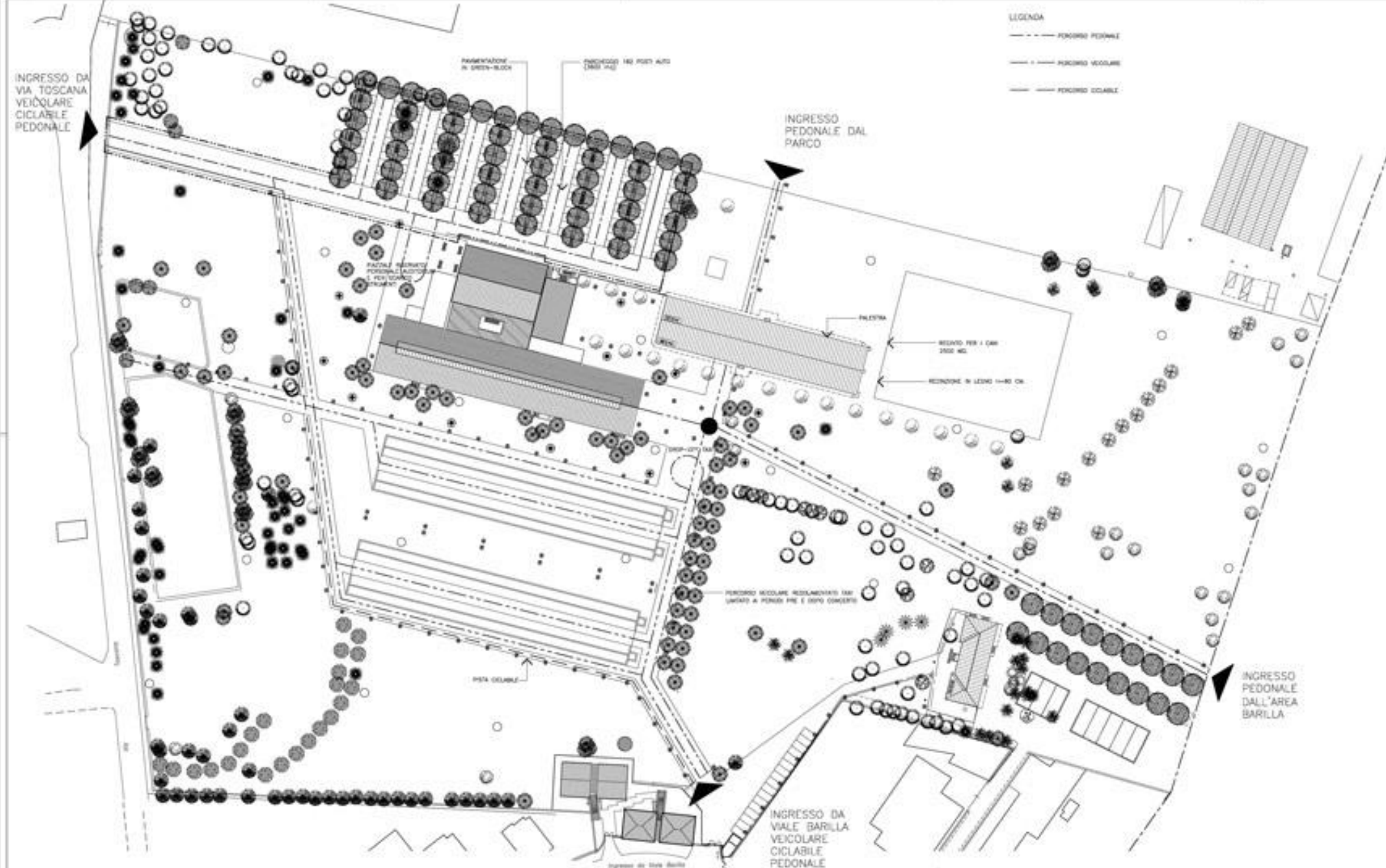
plan no :





PROJECT DATA

Design	1996-1999
Construction	1999-2001
Site area	73.610 m ²
Total floor area	7.570 m ²
Height	25 m
Width	94 m
Floors	Auditorium: foyer +1 Reharsal room: 3+1 basement
Theatre	780 seats



AP.98

COMUNE DI PARMA

CITTA' DI PARMA
 PROGRAMMA DI RIQUALIFICAZIONE URBANA
 AREE DI TRONIA E BARILLA
 RESPONSABILE DELL'ATTUAZIONE
 ARCH. STEFANO STORCHI
 (COMUNE DI PARMA)

PROGETTO
 AUDITORIUM DI PARMA
 PROGETTO ARCHITETTONICO
 ESECUTIVO

RPBW
 STUDIO PER ARCHITETTURA E PROGETTO
 ARCH. SUSANNA BRAGA
 (COMUNE DI PARMA)

SCHEMA
 PERCORSI

DATE: APRILE 1999
 SCALE: 1:500

AE-P-1501



AP.08

COMUNE DI ROMA

CITTA' DI ROMA

INDIRIZZO E
SITO DI ROMA, T. DELLA

RESPONSABILE
RELAZIONE

ARCH. VITTORIO VIGNA
(CANTIERE DI ROMA)

PROGETTO ARCHITETTONICO
ESECUTIVO

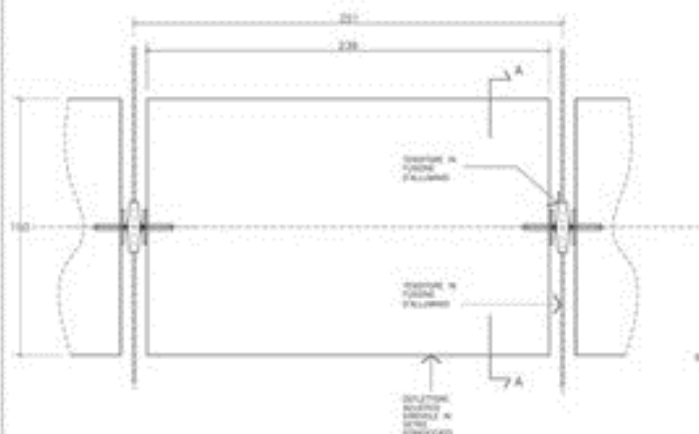
R.P.B.W.
ARCHITETTI ASSOCIATI

ARCH. LUIGI BIANCHI
(CANTIERE DI ROMA)

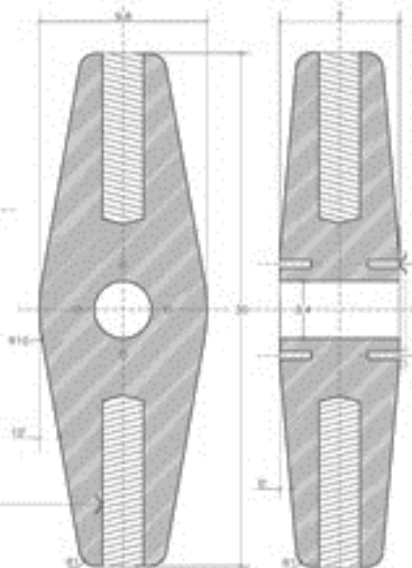
PROGETTO
SEZIONE LONGITUDINALE
C.C.

SCALE
1:100

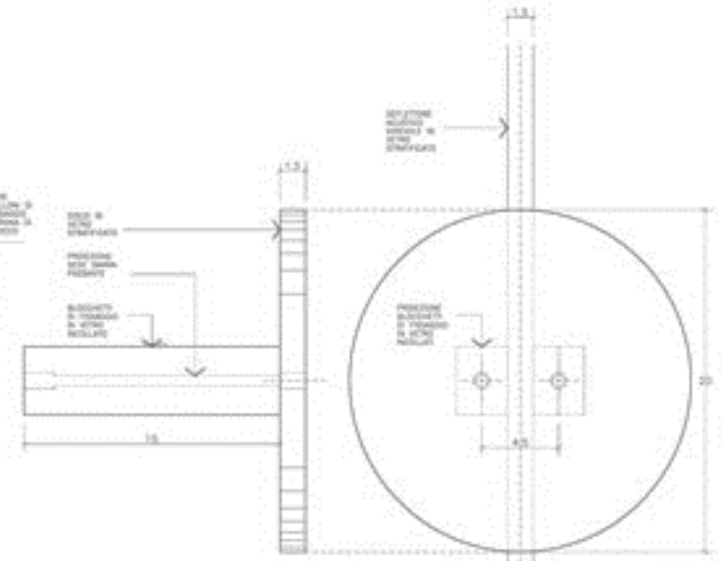
AE-P-3.003



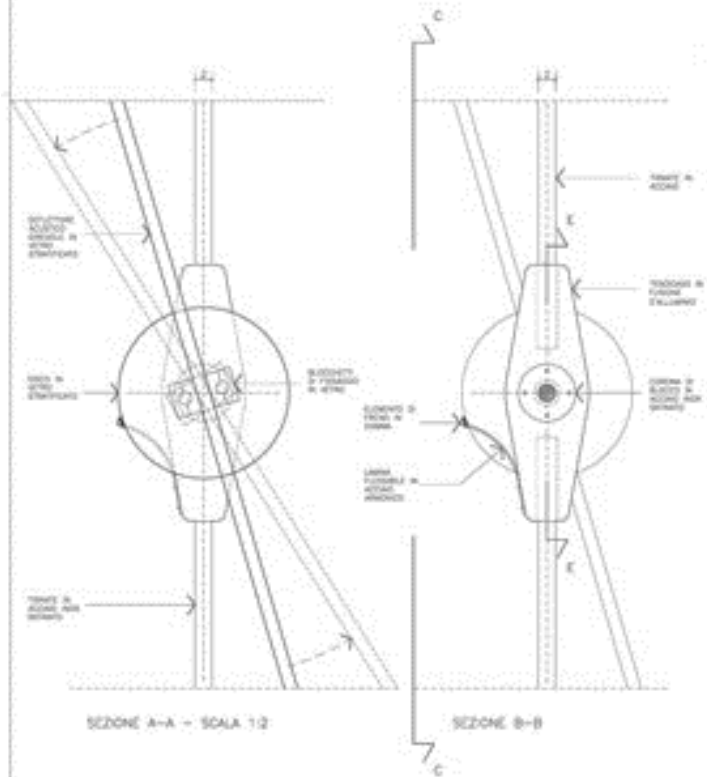
RIFLETTORI ACUSTICI
PROSPETTO DI UN ACAMPATA - SCALA 1:10



TENDINO/ATTACCO DEFLETTORI ACUSTICI IN
FUSIONE D'ALLUMINIO - SEZIONI D-G/E-C
SCALA 1:1

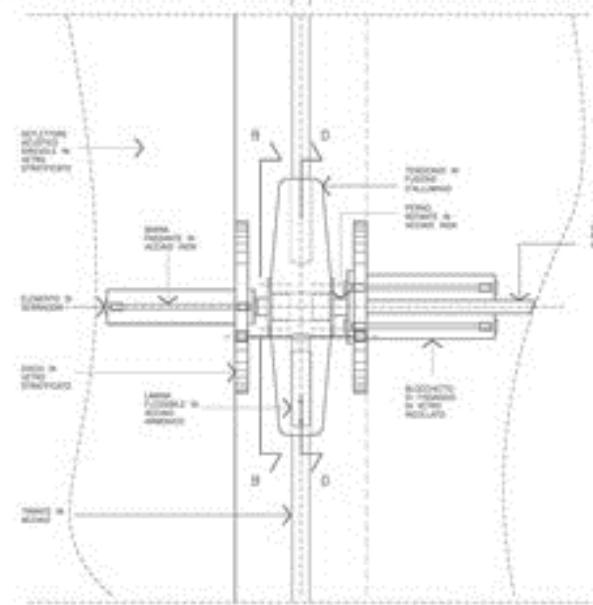


BLOCCHETTI E DISCO IN VETRO FISSATI ALLA LASTRA
DEL DEFLETTORE MEDIANTE INCOLLATURA - SCALA 1:1



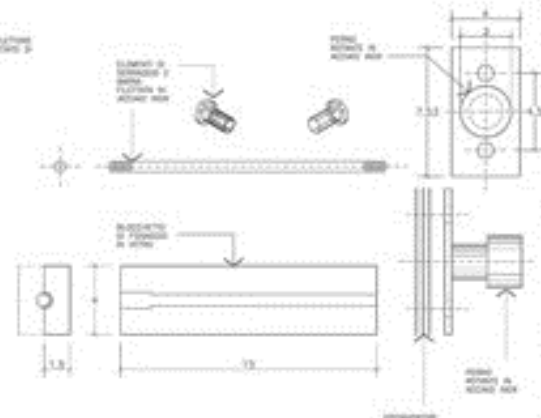
SEZIONE A-A - SCALA 1:2

SEZIONE B-B



PROSPETTO C-C

NOTA: TUTTI I BORDI DEGLI ELEMENTI IN
VETRO SARANNO MOLATI A FILO LUCIDO E
CON BESELLATURA DI 2 mm



ELEMENTI DI COLLEGAMENTO
DEFLETTORI/ATTACCO IN FUSIONE - SCALA 1:1

AP 98

CONLINE DI FERRA

CONLINE DI FERRA

CONLINE DI FERRA

CONLINE DI FERRA

CONLINE DI FERRA

CONLINE DI FERRA

CONLINE DI FERRA

CONLINE DI FERRA

CONLINE DI FERRA

CONLINE DI FERRA

CONLINE DI FERRA

CONLINE DI FERRA

CONLINE DI FERRA

CONLINE DI FERRA

CONLINE DI FERRA

CONLINE DI FERRA

CONLINE DI FERRA

CONLINE DI FERRA

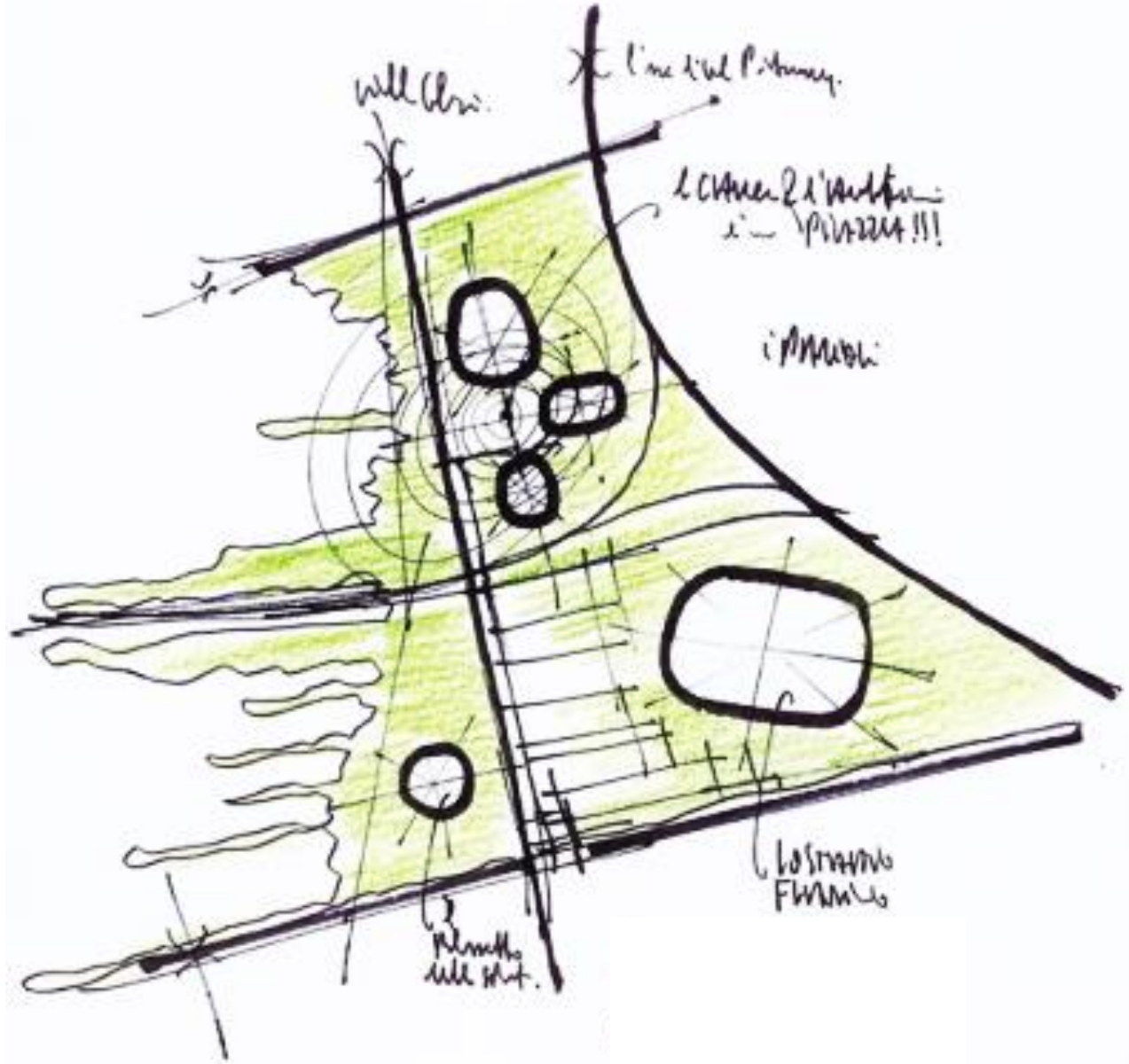
CONLINE DI FERRA

CONLINE DI FERRA

CONLINE DI FERRA

CONLINE DI FERRA

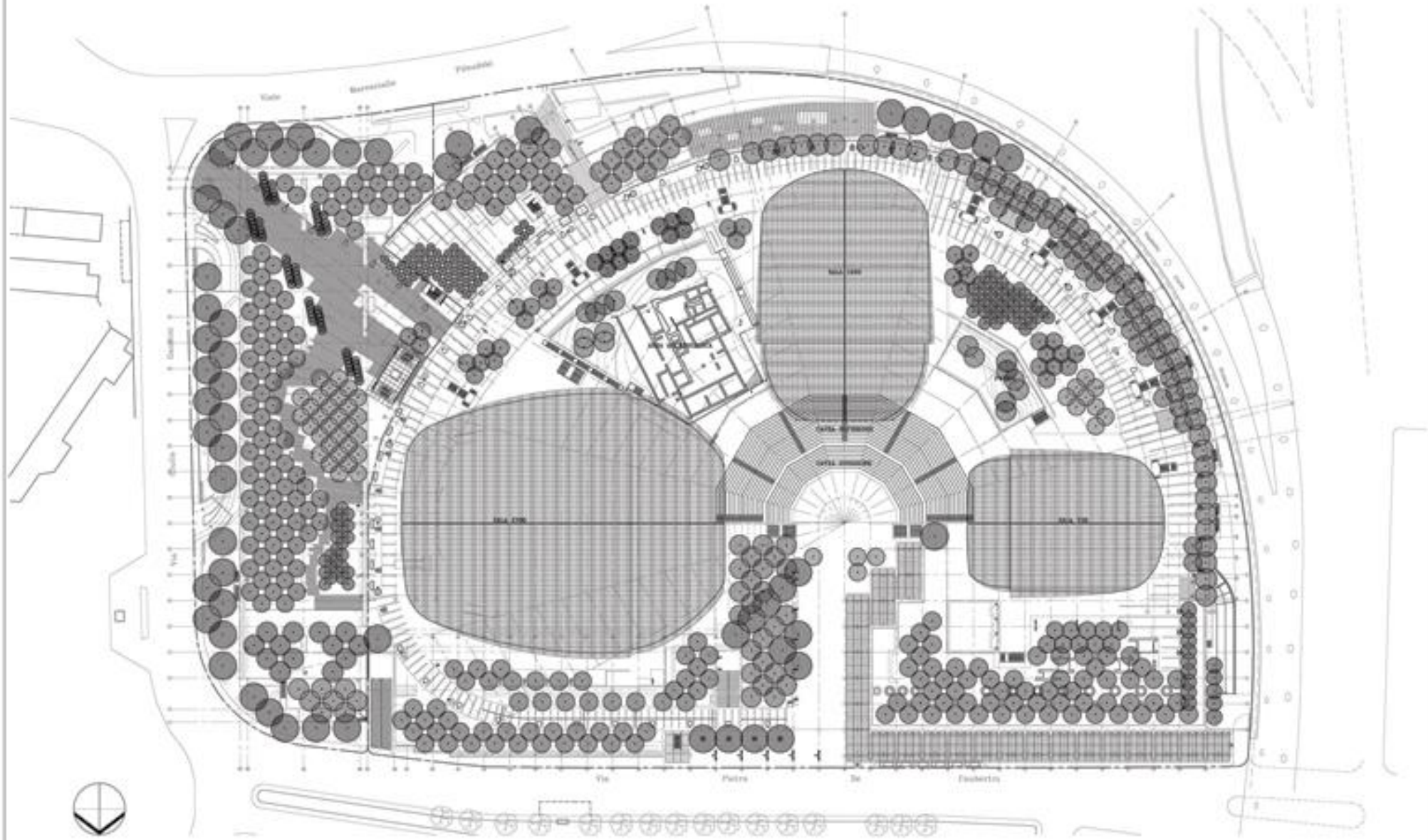
CONLINE DI FERRA

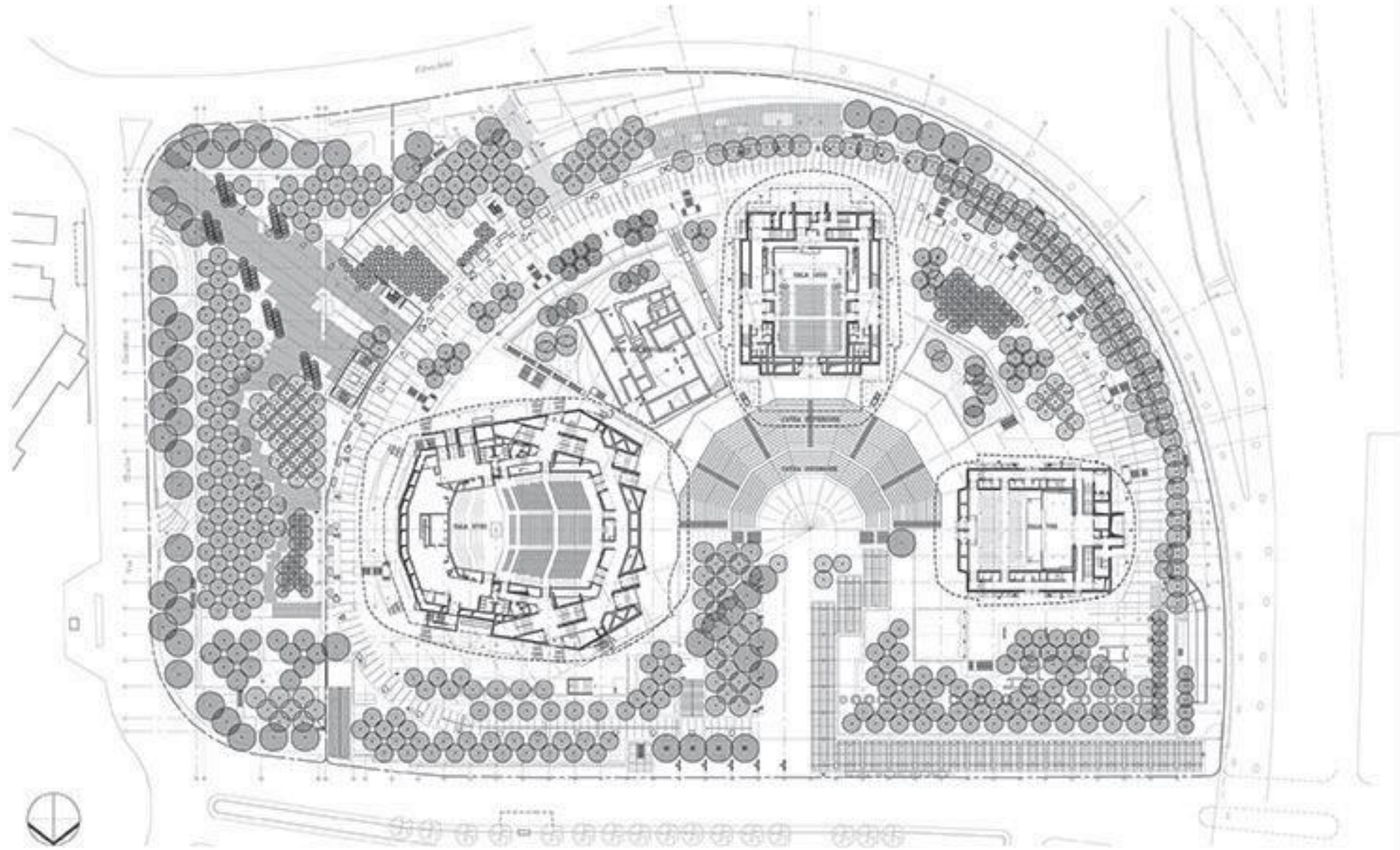


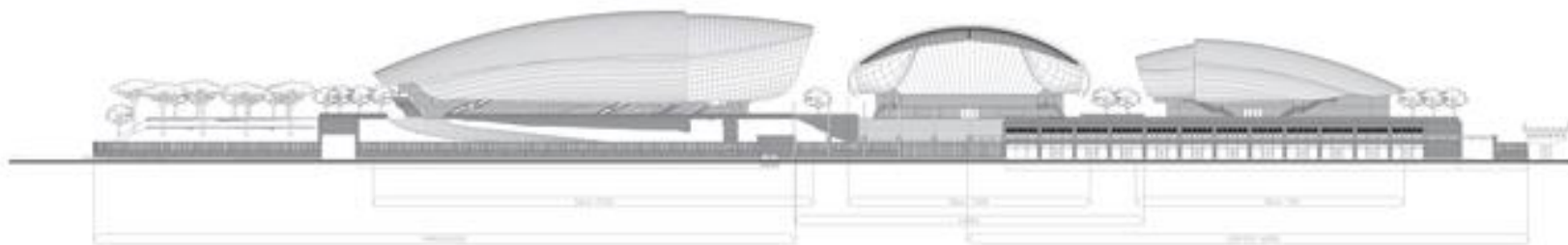
mi.

PROJECT DATA

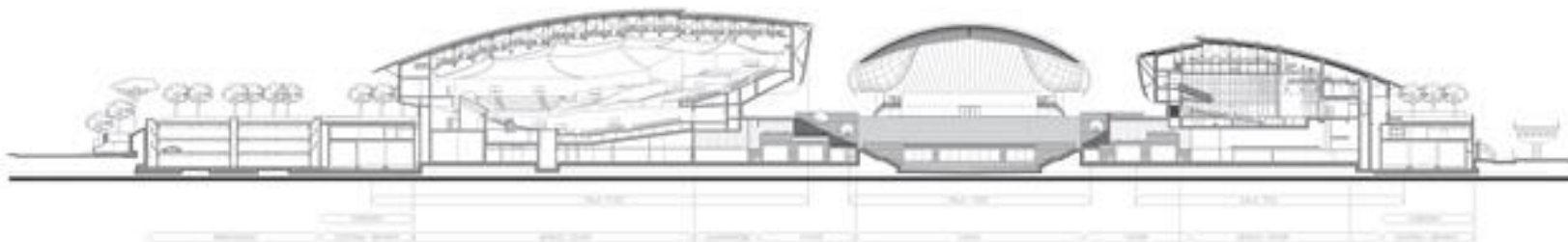
Competition	1994
Construction	1996 - 2002
Site area	56000 m2
Total floor area	55000 m2
Open space and gardens	40000 m2
Height	34 m
Floors	4
Sala Santa Cecilia	2800 seats
Sala Sinopoli	1200 seats
Sala Petrassi	750 seats
Amphitheater	3000 seats



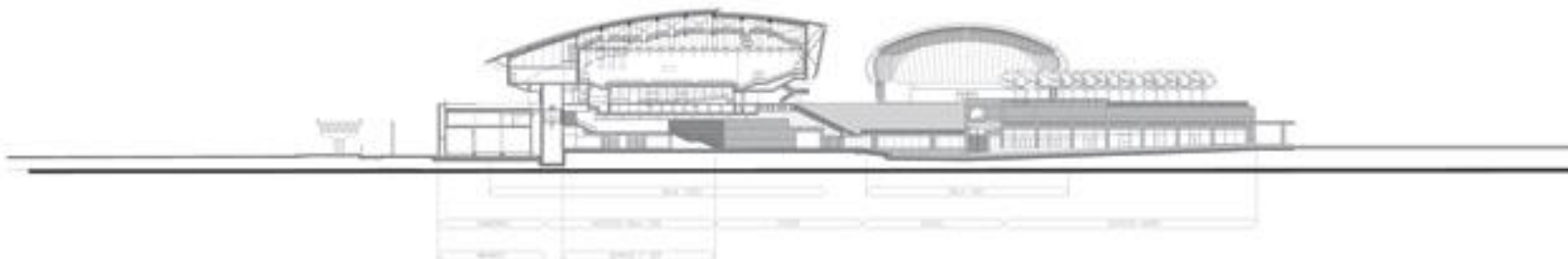




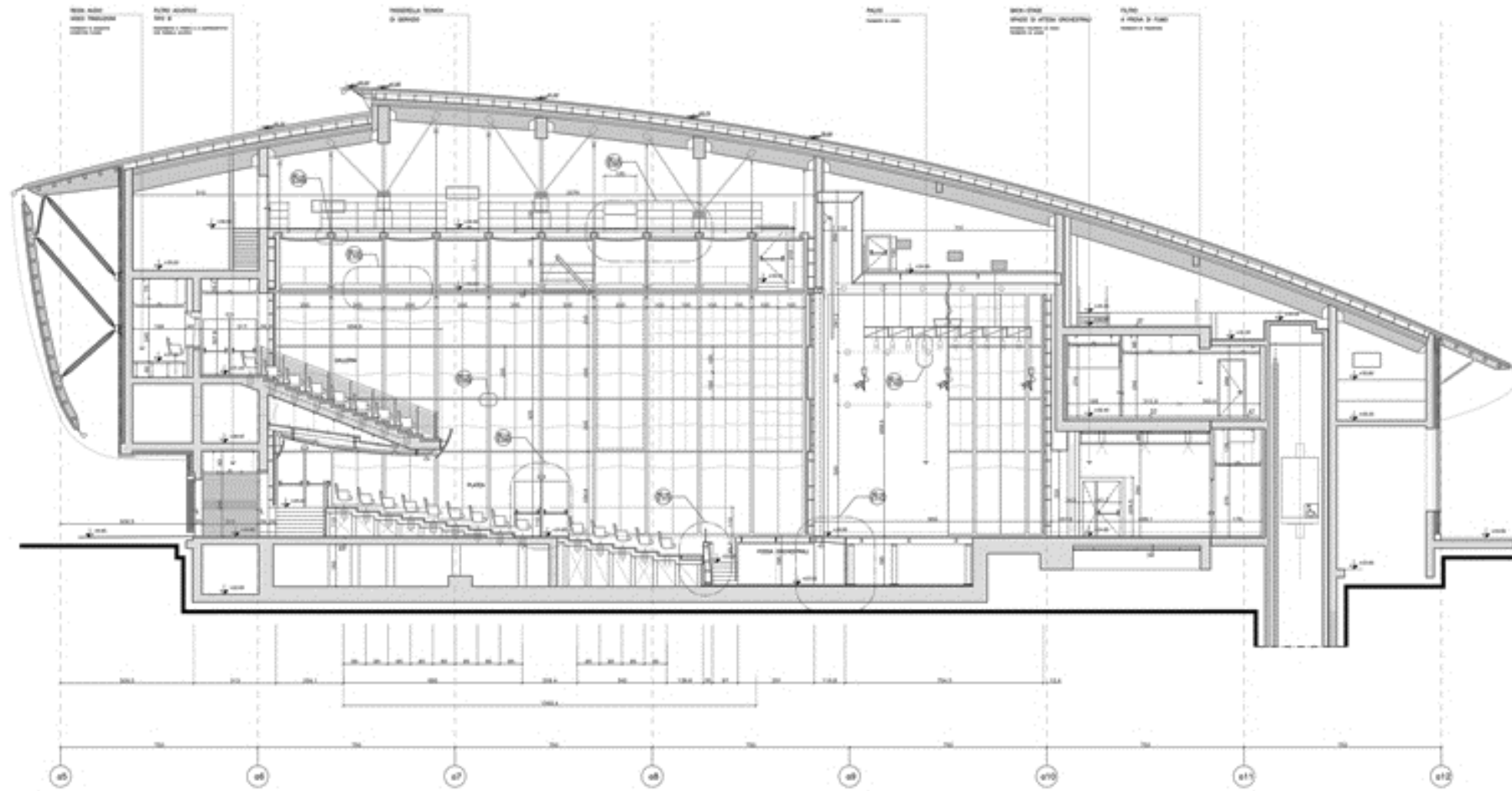
PROSPETTO GENERALE VIA DE COUBERTIN



SEZIONE GENERALE SALA 2700 - SALA 700



SEZIONE LONGITUDINALE SALA 1200 - CAVEA



- NOTE**
- 1. PER IL DETTAGLIO DELLA STRUTTURA, VEDI IL PROGETTO ESECUTIVO.
 - 2. PER IL DETTAGLIO DELLA STRUTTURA, VEDI IL PROGETTO ESECUTIVO.
 - 3. PER IL DETTAGLIO DELLA STRUTTURA, VEDI IL PROGETTO ESECUTIVO.
 - 4. PER IL DETTAGLIO DELLA STRUTTURA, VEDI IL PROGETTO ESECUTIVO.
 - 5. PER IL DETTAGLIO DELLA STRUTTURA, VEDI IL PROGETTO ESECUTIVO.
 - 6. PER IL DETTAGLIO DELLA STRUTTURA, VEDI IL PROGETTO ESECUTIVO.
 - 7. PER IL DETTAGLIO DELLA STRUTTURA, VEDI IL PROGETTO ESECUTIVO.
 - 8. PER IL DETTAGLIO DELLA STRUTTURA, VEDI IL PROGETTO ESECUTIVO.
 - 9. PER IL DETTAGLIO DELLA STRUTTURA, VEDI IL PROGETTO ESECUTIVO.
 - 10. PER IL DETTAGLIO DELLA STRUTTURA, VEDI IL PROGETTO ESECUTIVO.
 - 11. PER IL DETTAGLIO DELLA STRUTTURA, VEDI IL PROGETTO ESECUTIVO.
 - 12. PER IL DETTAGLIO DELLA STRUTTURA, VEDI IL PROGETTO ESECUTIVO.
 - 13. PER IL DETTAGLIO DELLA STRUTTURA, VEDI IL PROGETTO ESECUTIVO.
 - 14. PER IL DETTAGLIO DELLA STRUTTURA, VEDI IL PROGETTO ESECUTIVO.
 - 15. PER IL DETTAGLIO DELLA STRUTTURA, VEDI IL PROGETTO ESECUTIVO.
 - 16. PER IL DETTAGLIO DELLA STRUTTURA, VEDI IL PROGETTO ESECUTIVO.
 - 17. PER IL DETTAGLIO DELLA STRUTTURA, VEDI IL PROGETTO ESECUTIVO.
 - 18. PER IL DETTAGLIO DELLA STRUTTURA, VEDI IL PROGETTO ESECUTIVO.
 - 19. PER IL DETTAGLIO DELLA STRUTTURA, VEDI IL PROGETTO ESECUTIVO.
 - 20. PER IL DETTAGLIO DELLA STRUTTURA, VEDI IL PROGETTO ESECUTIVO.



NO. 001	001
NO. 002	002
NO. 003	003
NO. 004	004
NO. 005	005
NO. 006	006
NO. 007	007
NO. 008	008
NO. 009	009
NO. 010	010
NO. 011	011
NO. 012	012

COMUNE DI ROMA

AUDITORIUM DI ROMA
 LOTTO FUNZIONALE
 PROGETTO ARCHITETTONICO
 ESECUTIVO DI VARIANTE
 PER IL PIANO ARCHITETTONICO
 E STRUTTURALE DEL LOTTO FUNZIONALE

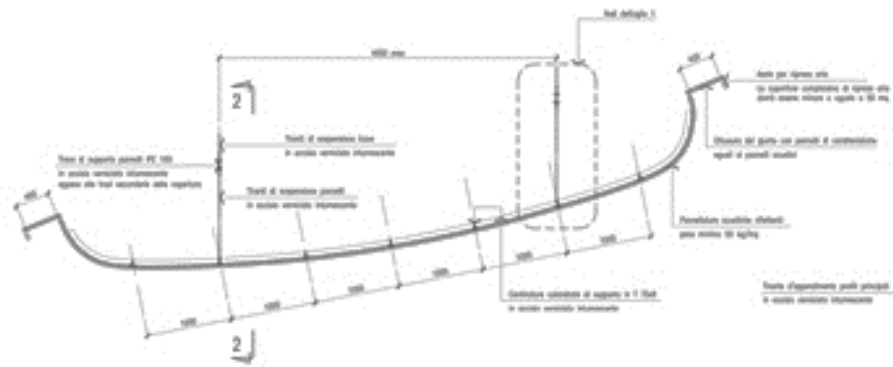
RPBW
 STUDIO ARCHITETTONICO
 VIA MONTENAPOLEONE, 10 - 00187 ROMA

PROGETTO ESECUTIVO
 SALA 300

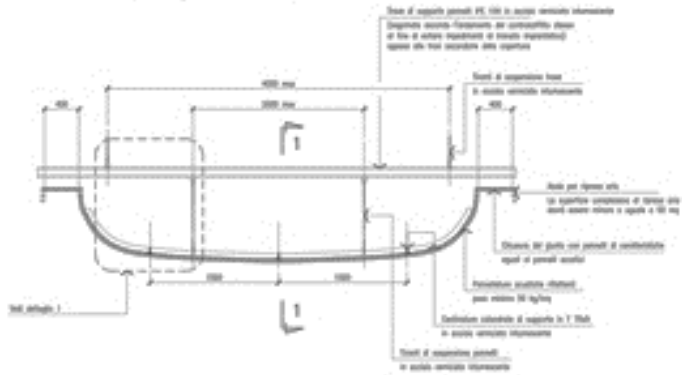
SEZIONE LONGITUDINALE
 CONFIGURAZIONE 1
 FOL. 012 - 011

NO. 001
 NO. 002
 NO. 003
 NO. 004
 NO. 005

AE-0-3.004



Sezione longitudinale 1-1

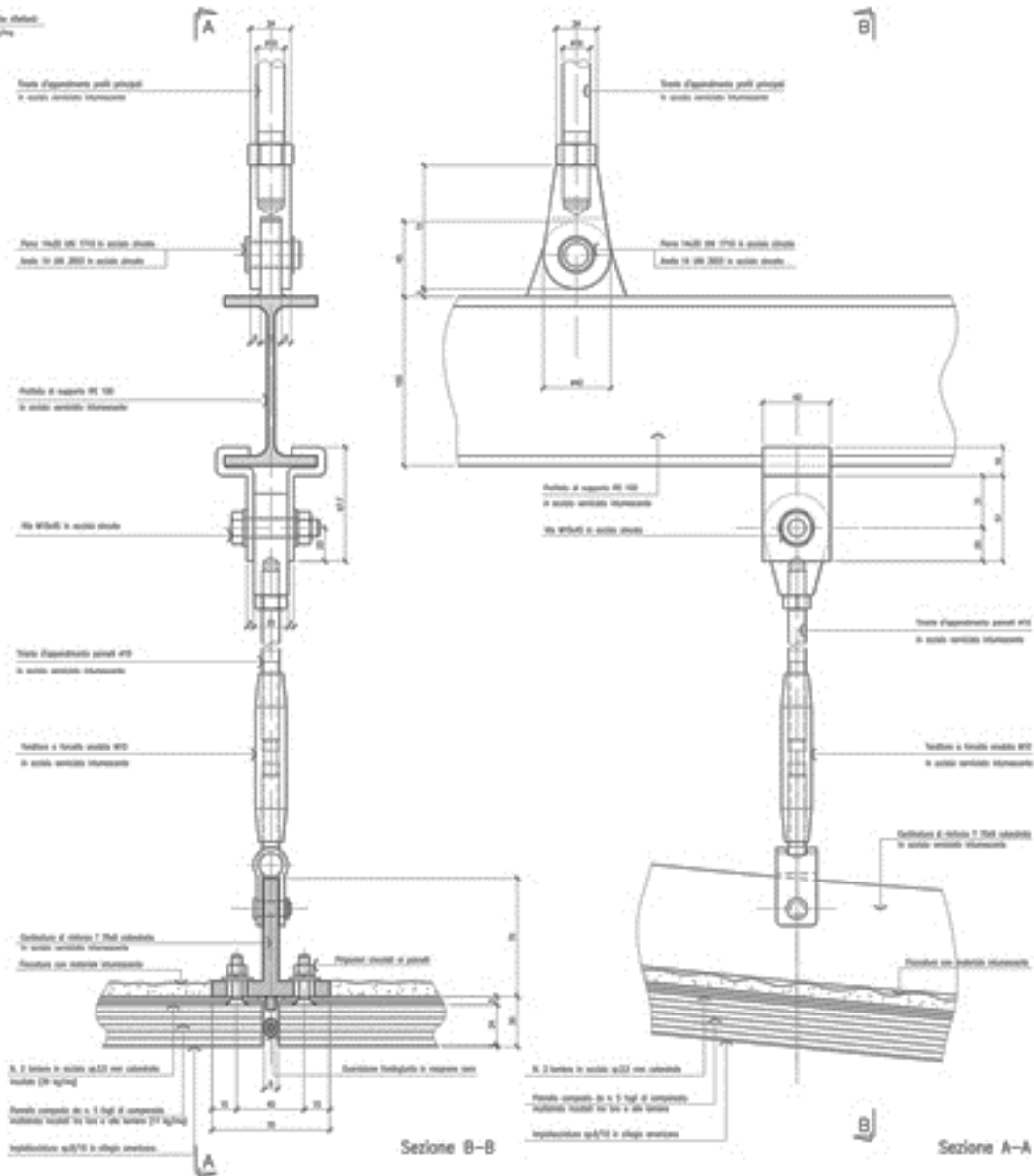


Sezione trasversale 2-2

NOTE

Per informazioni e dimensioni generali vedi da 80-9-0002
 Gli spessori indicati nelle proiezioni tecniche del soffitto
 saranno del tipo a spessore pannello da 10 mm. In ogni
 caso, il pannello dovrà essere in grado di sopportare il peso
 complessivo dell'elemento.

Dettaglio 1



Sezione B-B

Sezione A-A



COMUNE DI ROMA

AUDITORIUM DI ROMA

PROGETTO ARCHITETTONICO
 ESCUSIONE DI VISIONE

RPBW

PROGETTO ARCHITETTONICO
 ESCUSIONE DI VISIONE

PROGETTO ARCHITETTONICO
 ESCUSIONE DI VISIONE

PROGETTO ARCHITETTONICO
 ESCUSIONE DI VISIONE

PROGETTO ARCHITETTONICO
 ESCUSIONE DI VISIONE

PROGETTO ARCHITETTONICO
 ESCUSIONE DI VISIONE

PROGETTO ARCHITETTONICO
 ESCUSIONE DI VISIONE

PROGETTO ARCHITETTONICO
 ESCUSIONE DI VISIONE

PROGETTO ARCHITETTONICO
 ESCUSIONE DI VISIONE

PROGETTO ARCHITETTONICO
 ESCUSIONE DI VISIONE


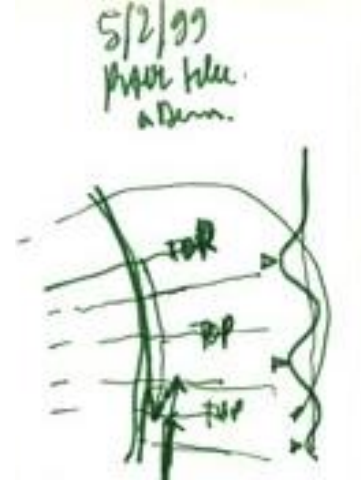
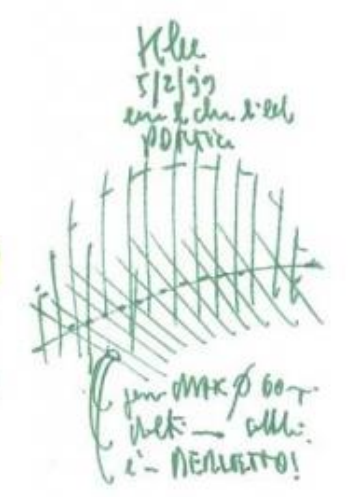
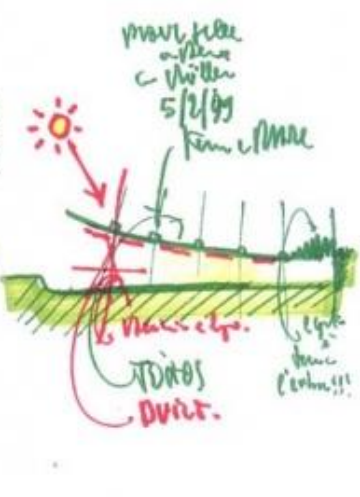
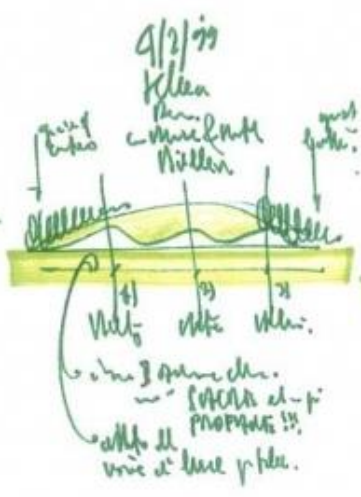
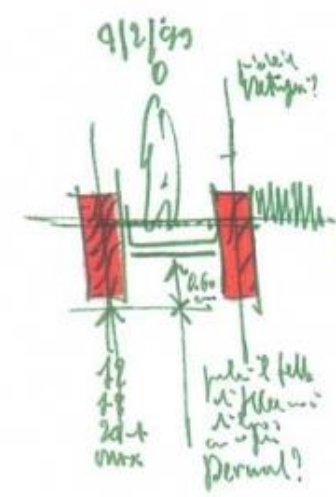
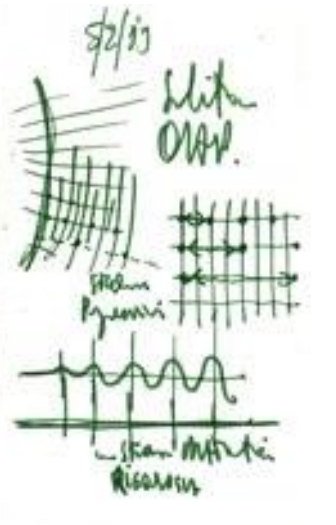
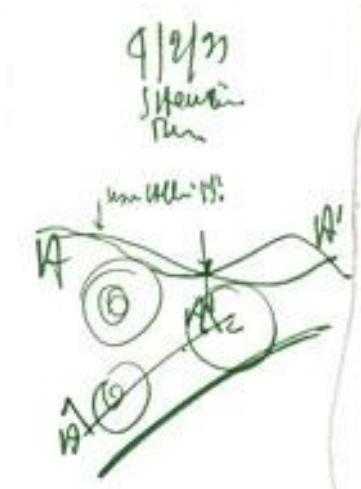
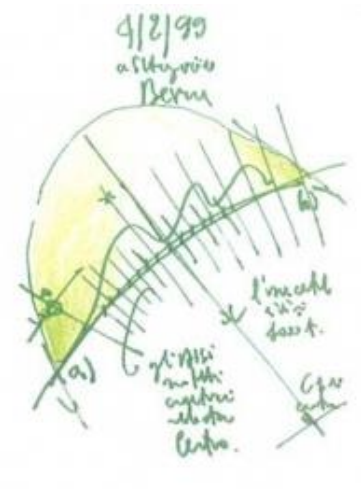
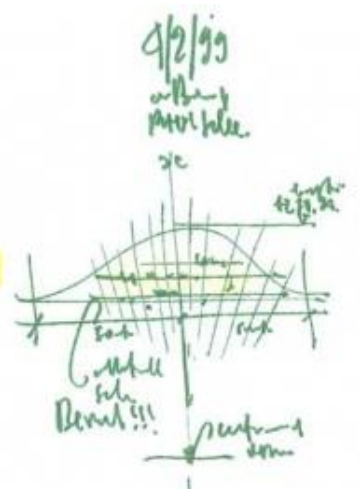
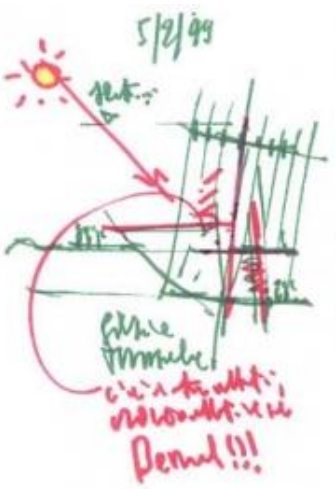
PROGETTO ARCHITETTONICO
 ESCUSIONE DI VISIONE

PROGETTO ARCHITETTONICO
 ESCUSIONE DI VISIONE

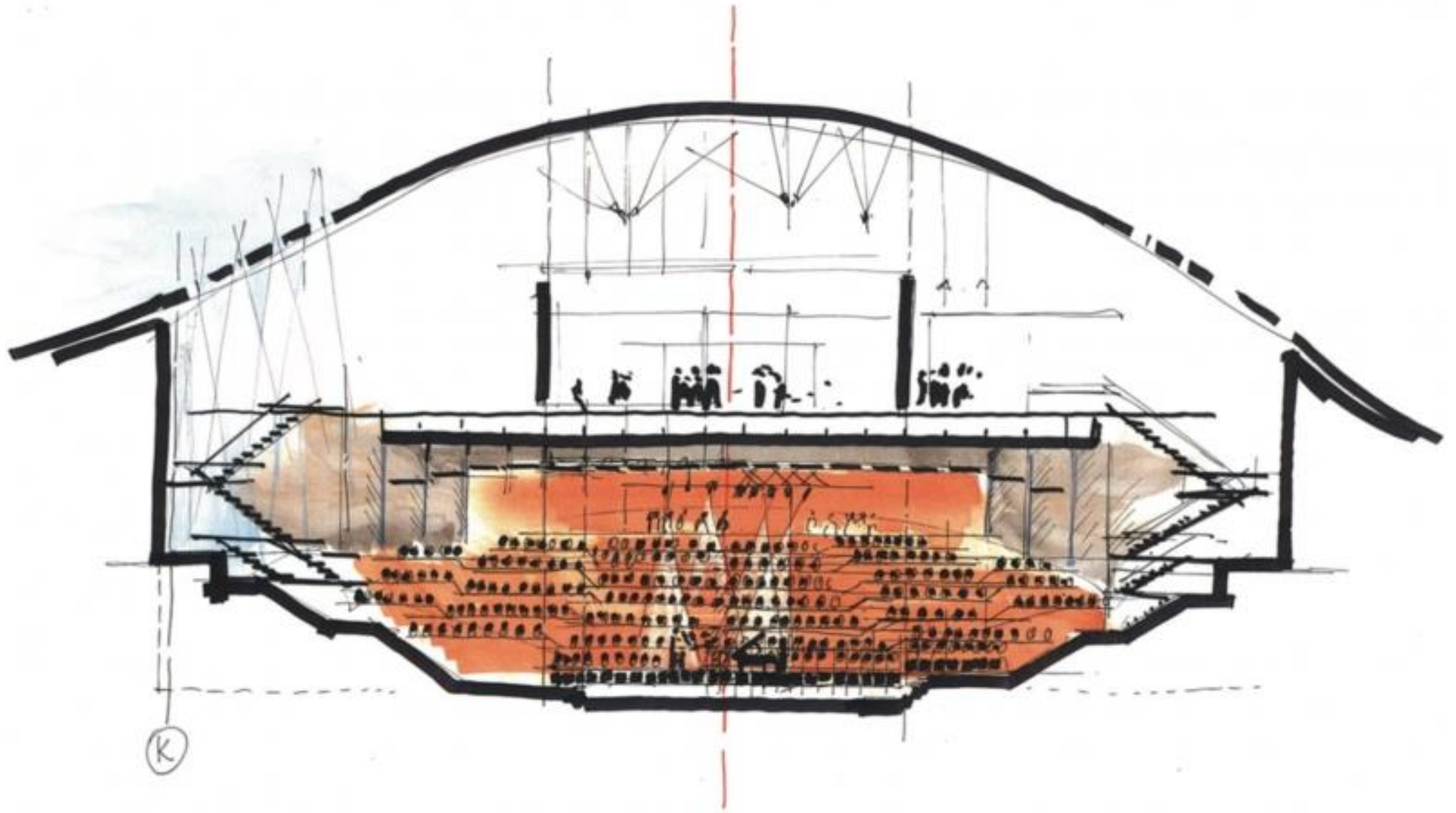


PROJECT DATA

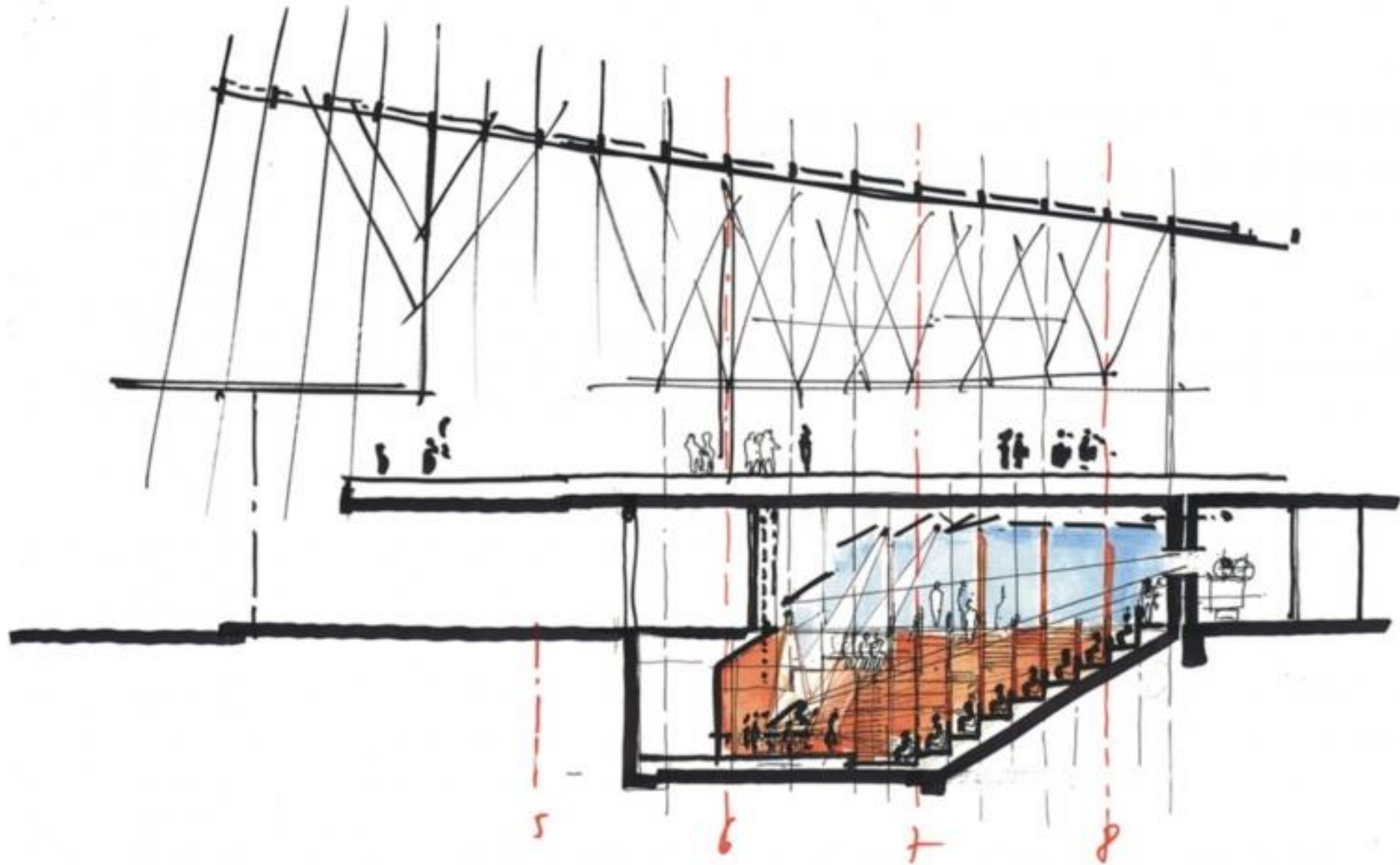
Design	1999-2001
Construction	2002-2005
Site area	83.000 m ²
Total floor area	16.000 m ²
Permanent exhibition	1.650 m ²
Temporary exhibition	800 m ²
Green area	60.000 m ²
Height	16,32 m
Floors	North pavilion : 5 floors Central and South pavilion: 2 floors
Auditorium	300 seats



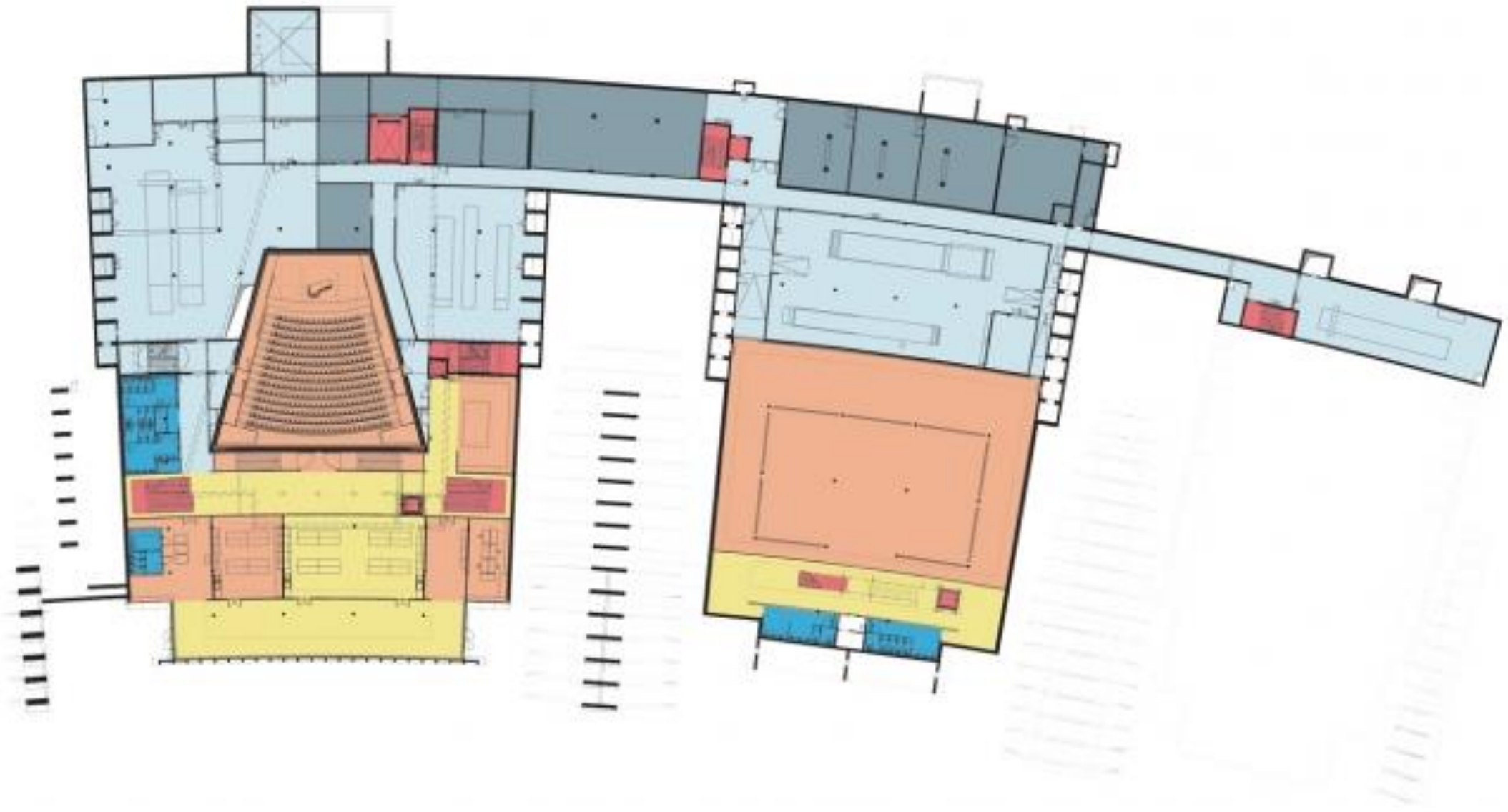


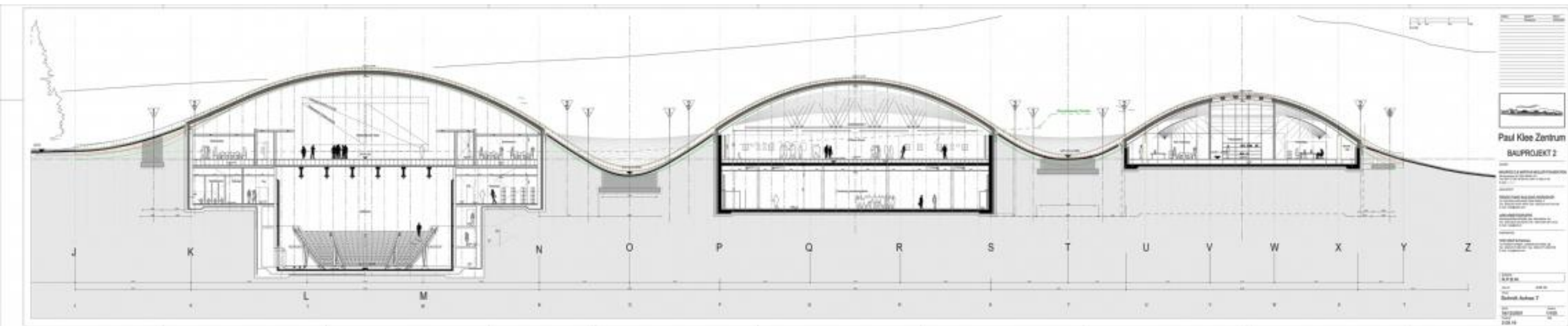
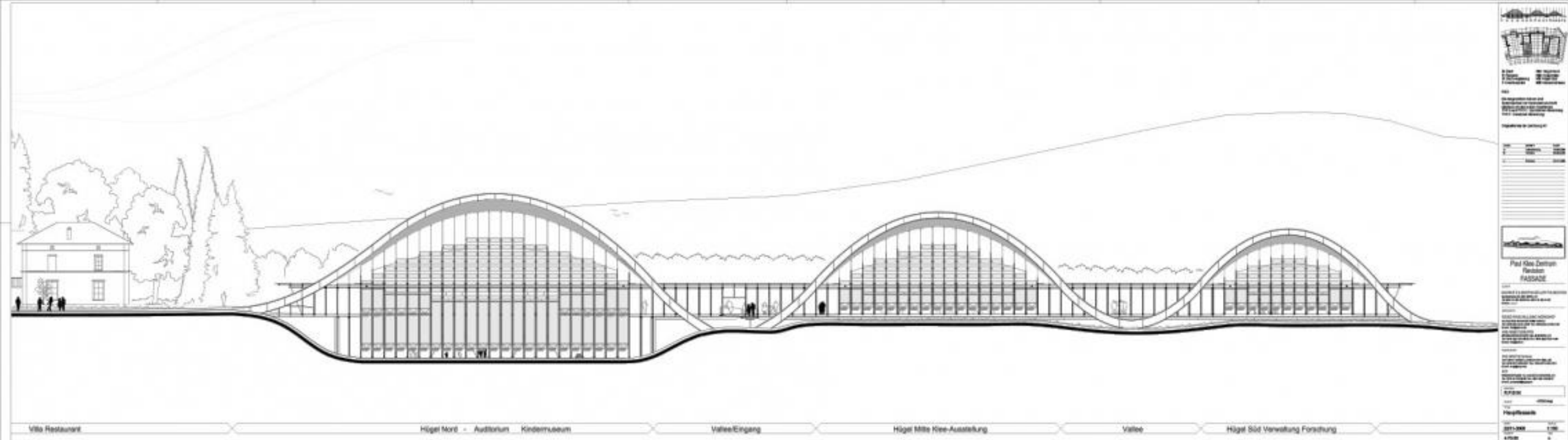


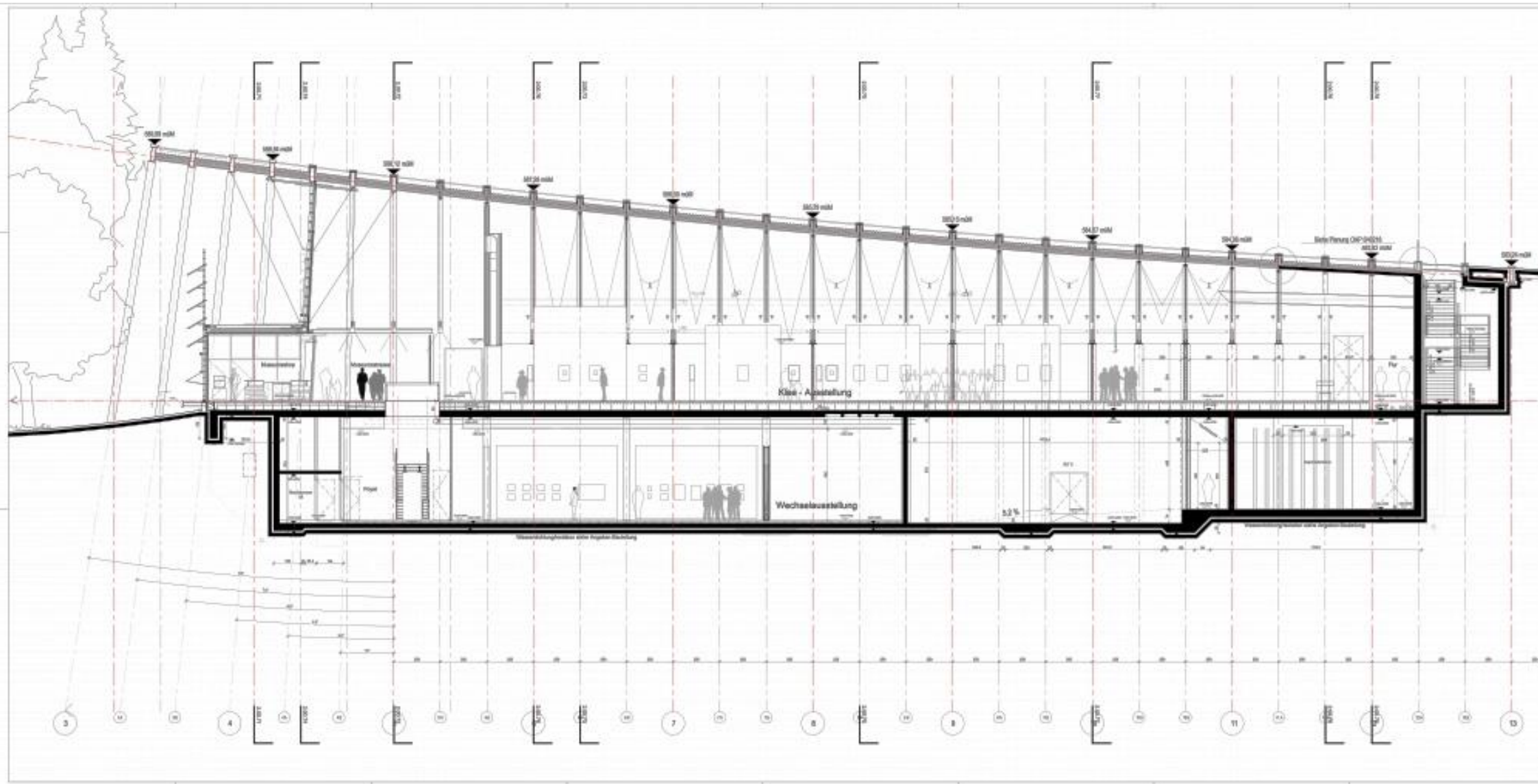
Planisul.
Klee: 9.10.01 / 85



Project
10/9/01
tp







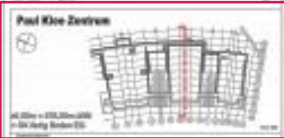
Legende

1.00	1.01	1.02	1.03	1.04	1.05	1.06	1.07	1.08	1.09	1.10	1.11	1.12	1.13	1.14	1.15	1.16	1.17	1.18	1.19	1.20	1.21	1.22	1.23	1.24	1.25	1.26	1.27	1.28	1.29	1.30	1.31	1.32	1.33	1.34	1.35	1.36	1.37	1.38	1.39	1.40	1.41	1.42	1.43	1.44	1.45	1.46	1.47	1.48	1.49	1.50	1.51	1.52	1.53	1.54	1.55	1.56	1.57	1.58	1.59	1.60	1.61	1.62	1.63	1.64	1.65	1.66	1.67	1.68	1.69	1.70	1.71	1.72	1.73	1.74	1.75	1.76	1.77	1.78	1.79	1.80	1.81	1.82	1.83	1.84	1.85	1.86	1.87	1.88	1.89	1.90	1.91	1.92	1.93	1.94	1.95	1.96	1.97	1.98	1.99	2.00
------	------	------	------	------	------	------	------	------	------	------	------	------	------	------	------	------	------	------	------	------	------	------	------	------	------	------	------	------	------	------	------	------	------	------	------	------	------	------	------	------	------	------	------	------	------	------	------	------	------	------	------	------	------	------	------	------	------	------	------	------	------	------	------	------	------	------	------	------	------	------	------	------	------	------	------	------	------	------	------	------	------	------	------	------	------	------	------	------	------	------	------	------	------	------	------	------	------	------	------	------

Notiz

Bitte beachten: alle Angaben sind ohne Gewähr. Die Ausführung ist dem Bauherrn überlassen. Die Ausführung ist dem Bauherrn überlassen. Die Ausführung ist dem Bauherrn überlassen.

1.00	1.01	1.02	1.03	1.04	1.05	1.06	1.07	1.08	1.09	1.10	1.11	1.12	1.13	1.14	1.15	1.16	1.17	1.18	1.19	1.20	1.21	1.22	1.23	1.24	1.25	1.26	1.27	1.28	1.29	1.30	1.31	1.32	1.33	1.34	1.35	1.36	1.37	1.38	1.39	1.40	1.41	1.42	1.43	1.44	1.45	1.46	1.47	1.48	1.49	1.50	1.51	1.52	1.53	1.54	1.55	1.56	1.57	1.58	1.59	1.60	1.61	1.62	1.63	1.64	1.65	1.66	1.67	1.68	1.69	1.70	1.71	1.72	1.73	1.74	1.75	1.76	1.77	1.78	1.79	1.80	1.81	1.82	1.83	1.84	1.85	1.86	1.87	1.88	1.89	1.90	1.91	1.92	1.93	1.94	1.95	1.96	1.97	1.98	1.99	2.00
------	------	------	------	------	------	------	------	------	------	------	------	------	------	------	------	------	------	------	------	------	------	------	------	------	------	------	------	------	------	------	------	------	------	------	------	------	------	------	------	------	------	------	------	------	------	------	------	------	------	------	------	------	------	------	------	------	------	------	------	------	------	------	------	------	------	------	------	------	------	------	------	------	------	------	------	------	------	------	------	------	------	------	------	------	------	------	------	------	------	------	------	------	------	------	------	------	------	------	------	------



1.00	1.01	1.02	1.03	1.04	1.05	1.06	1.07	1.08	1.09	1.10	1.11	1.12	1.13	1.14	1.15	1.16	1.17	1.18	1.19	1.20	1.21	1.22	1.23	1.24	1.25	1.26	1.27	1.28	1.29	1.30	1.31	1.32	1.33	1.34	1.35	1.36	1.37	1.38	1.39	1.40	1.41	1.42	1.43	1.44	1.45	1.46	1.47	1.48	1.49	1.50	1.51	1.52	1.53	1.54	1.55	1.56	1.57	1.58	1.59	1.60	1.61	1.62	1.63	1.64	1.65	1.66	1.67	1.68	1.69	1.70	1.71	1.72	1.73	1.74	1.75	1.76	1.77	1.78	1.79	1.80	1.81	1.82	1.83	1.84	1.85	1.86	1.87	1.88	1.89	1.90	1.91	1.92	1.93	1.94	1.95	1.96	1.97	1.98	1.99	2.00
------	------	------	------	------	------	------	------	------	------	------	------	------	------	------	------	------	------	------	------	------	------	------	------	------	------	------	------	------	------	------	------	------	------	------	------	------	------	------	------	------	------	------	------	------	------	------	------	------	------	------	------	------	------	------	------	------	------	------	------	------	------	------	------	------	------	------	------	------	------	------	------	------	------	------	------	------	------	------	------	------	------	------	------	------	------	------	------	------	------	------	------	------	------	------	------	------	------	------	------	------

Höge Mite
Querschnitt Achse OR
Architekturplanung
100 2.00.10

PROJECT DATA

Design	2000-2008
---------------	-----------

Construction	2009-2012
---------------------	-----------

Site area	126.712 m ²
------------------	------------------------

Height	309.6 m
---------------	---------



Floors	87
---------------	----


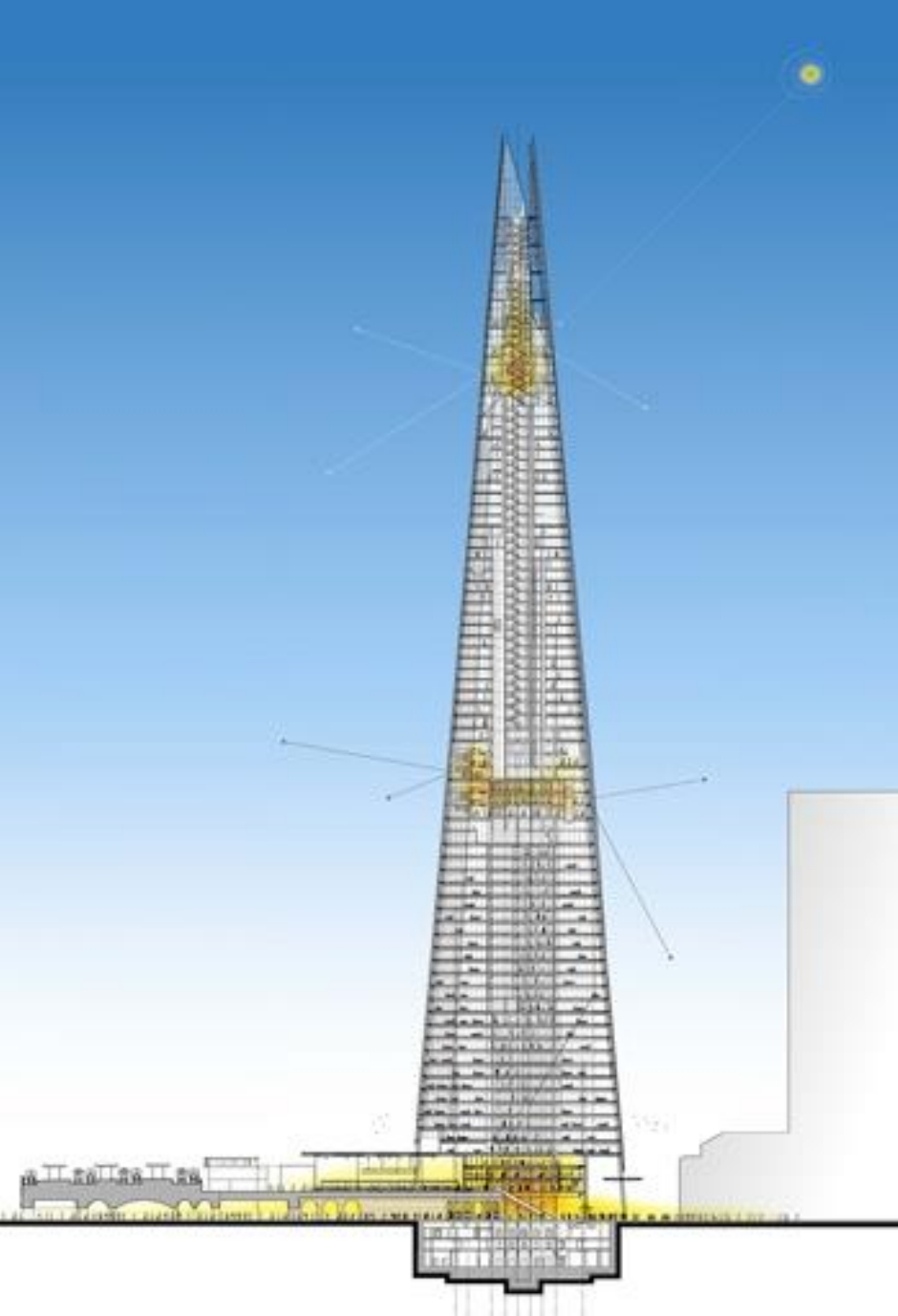




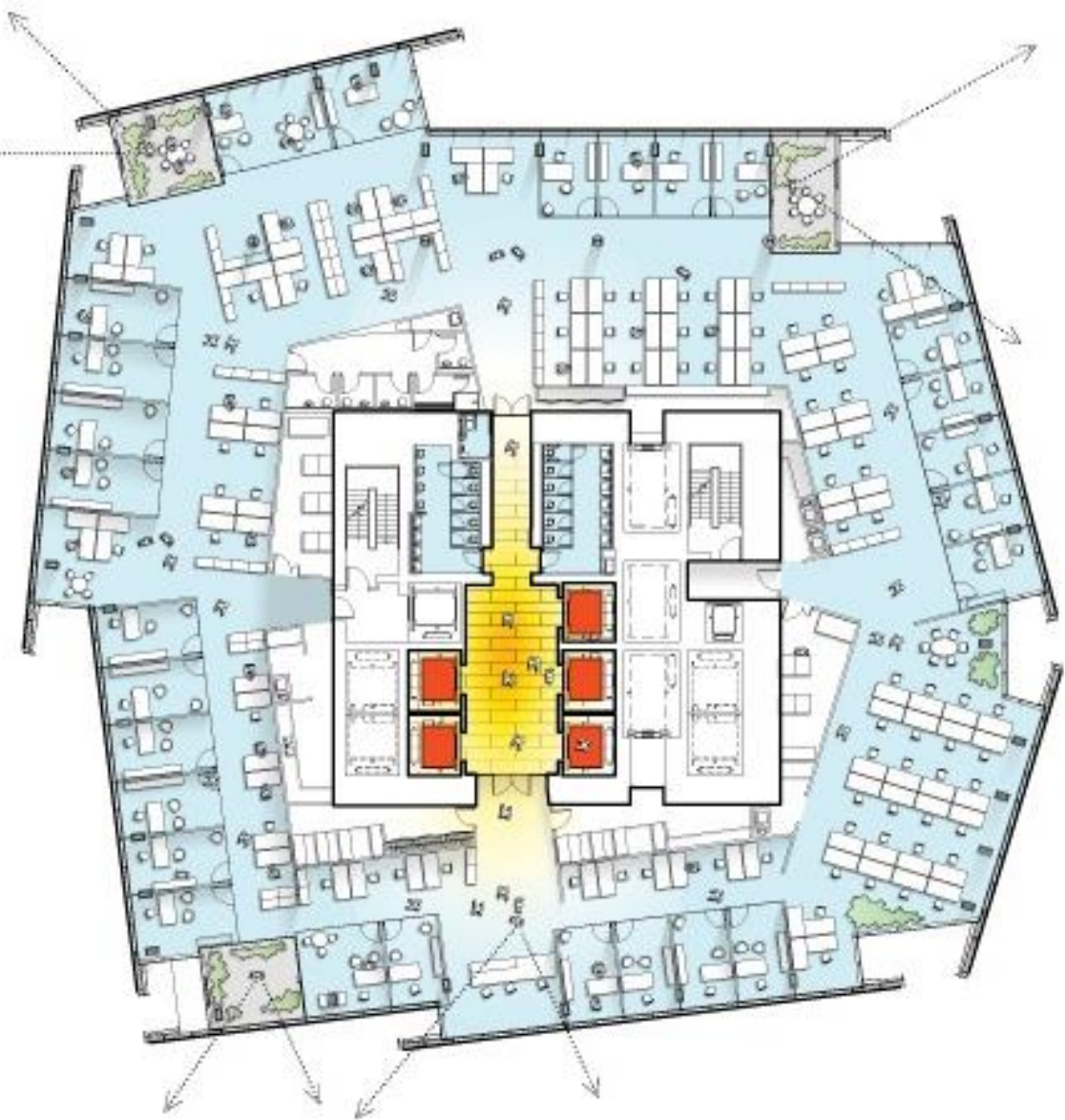


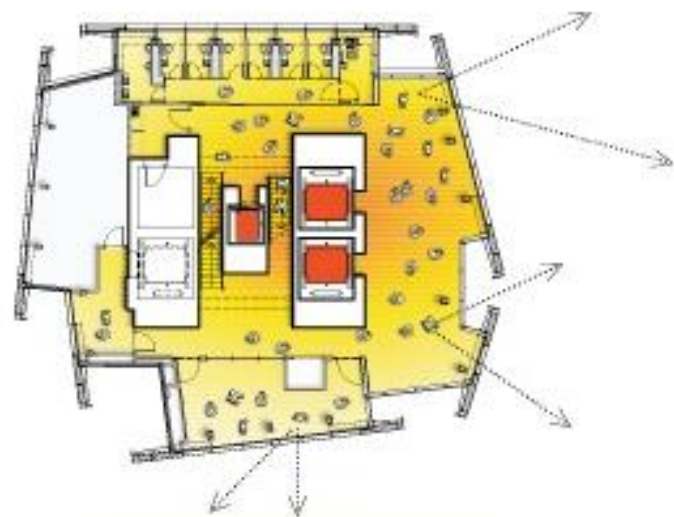
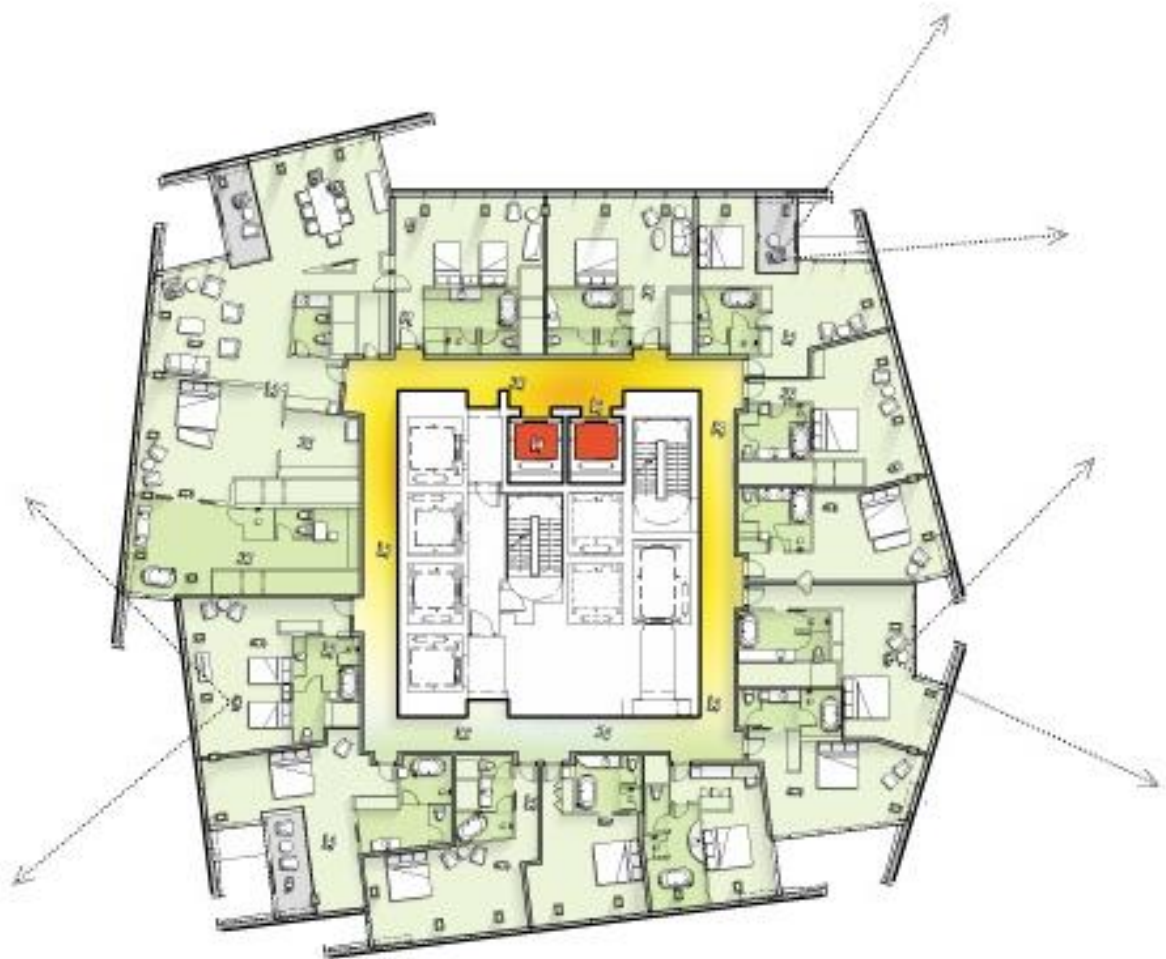


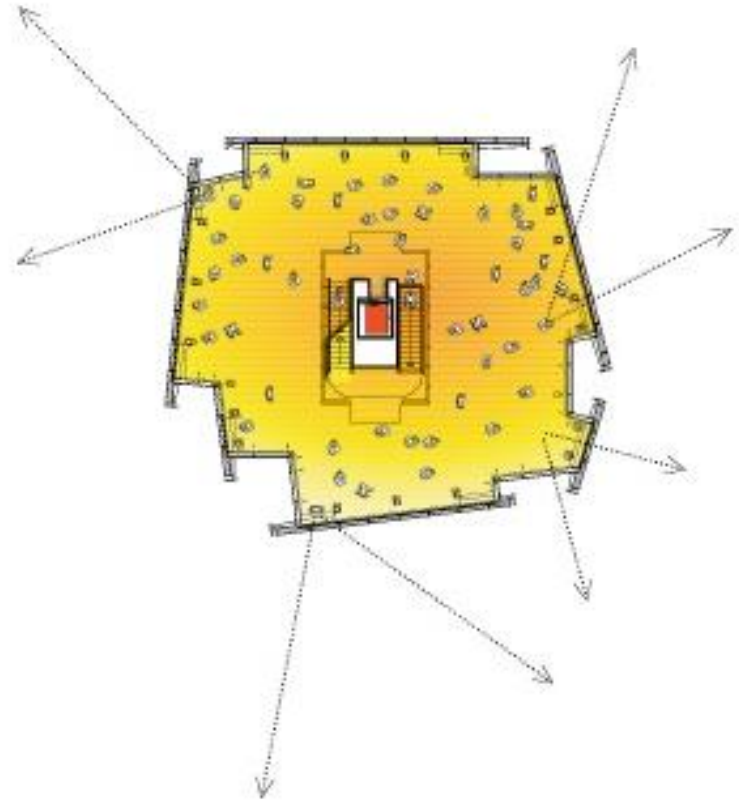
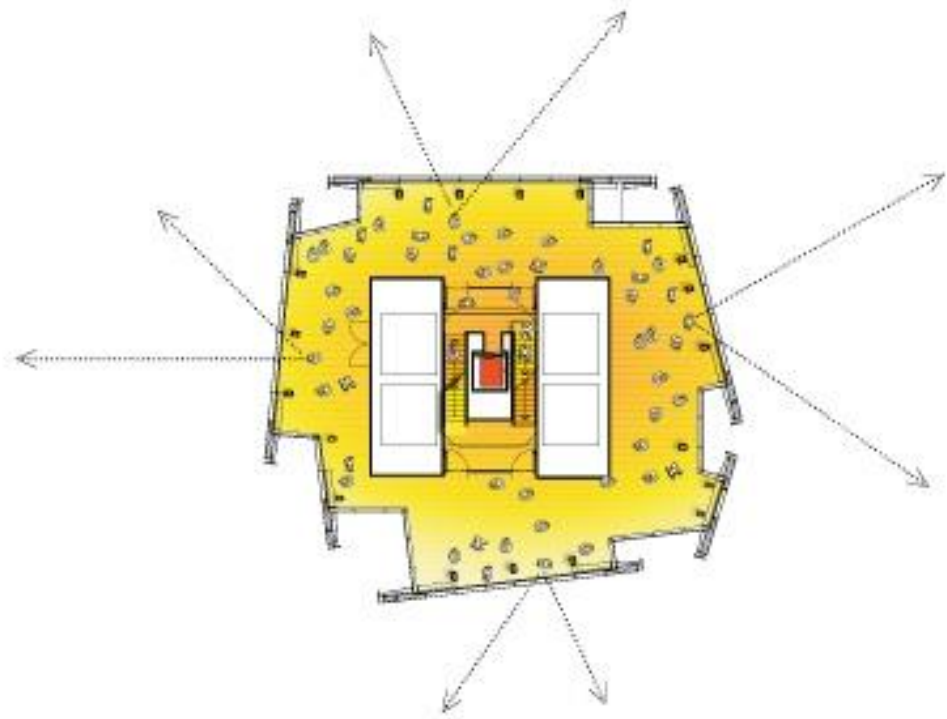


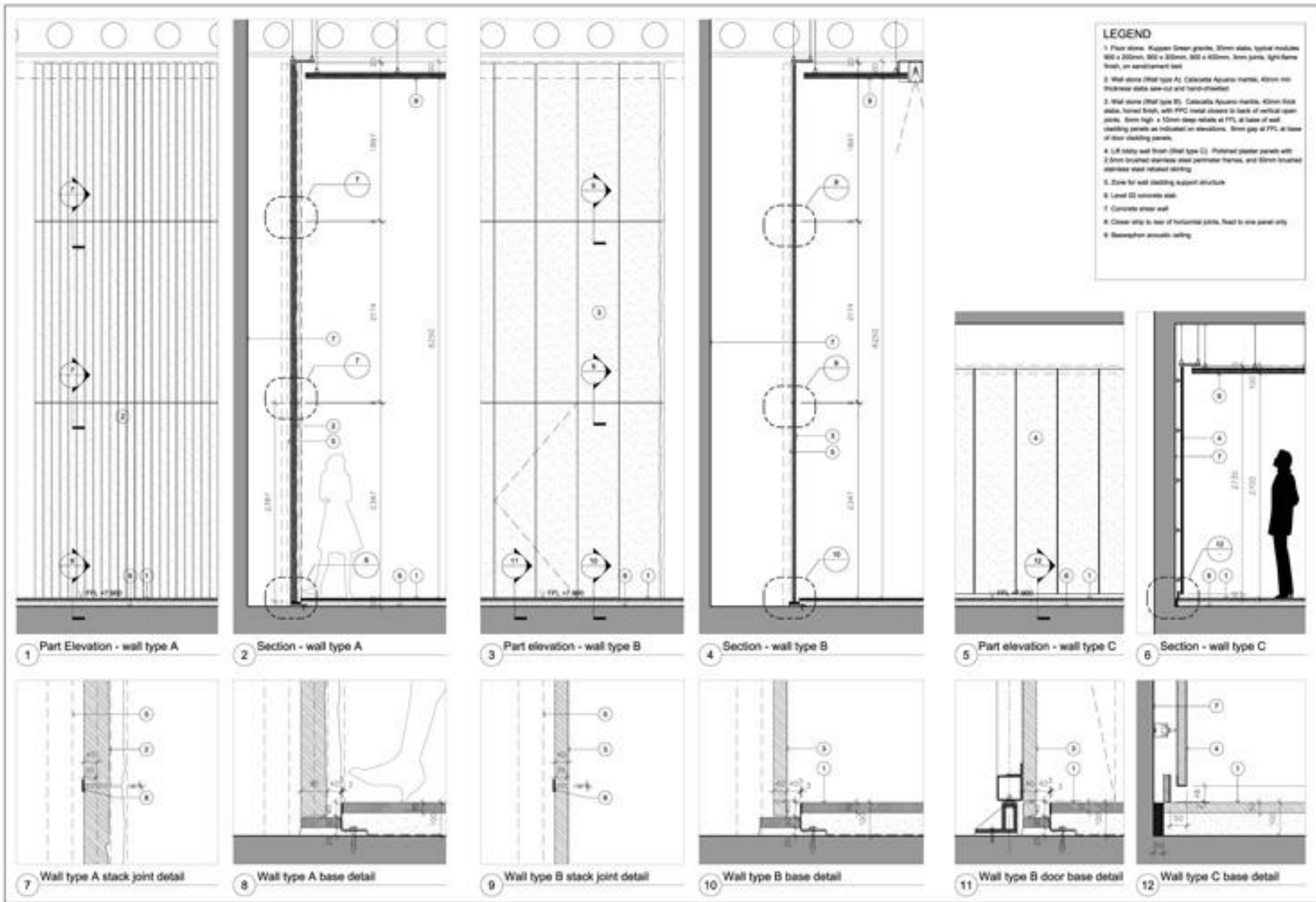



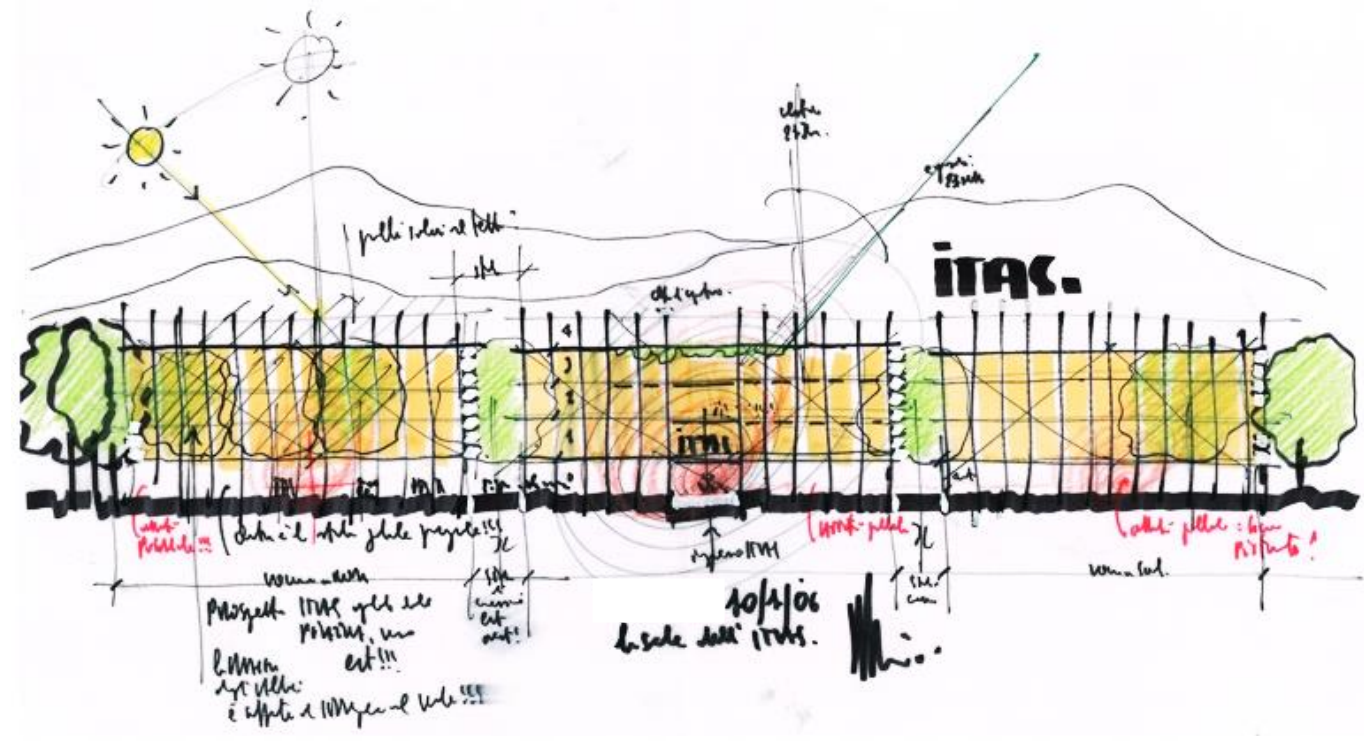
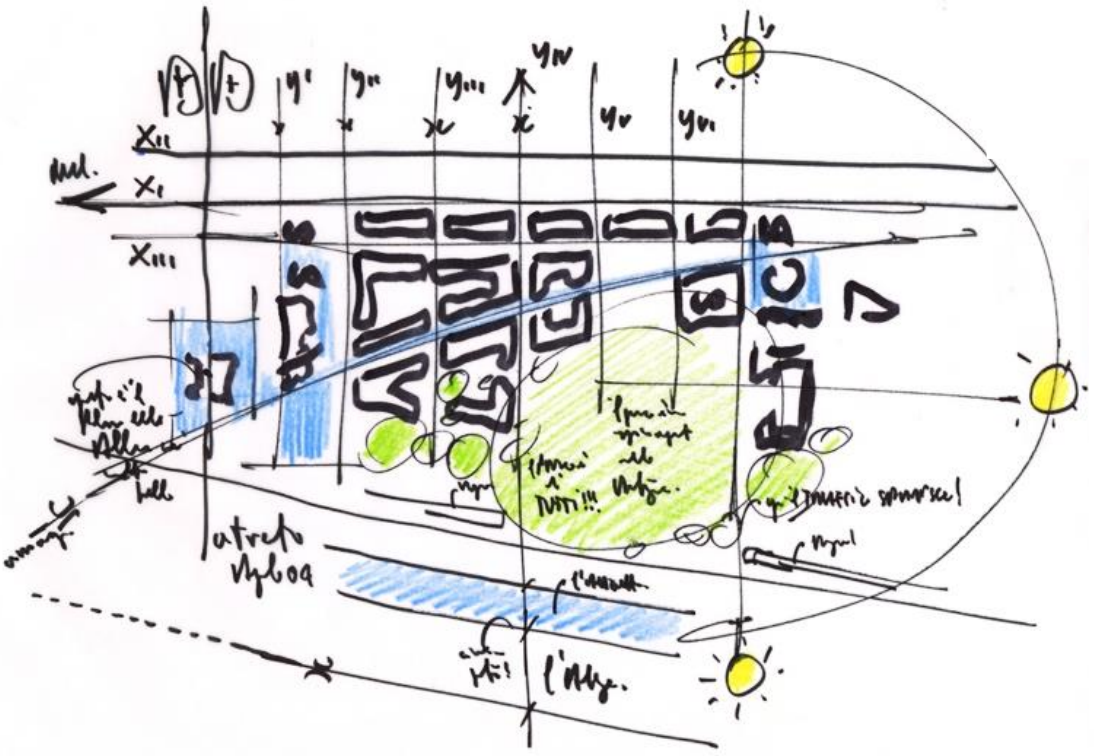








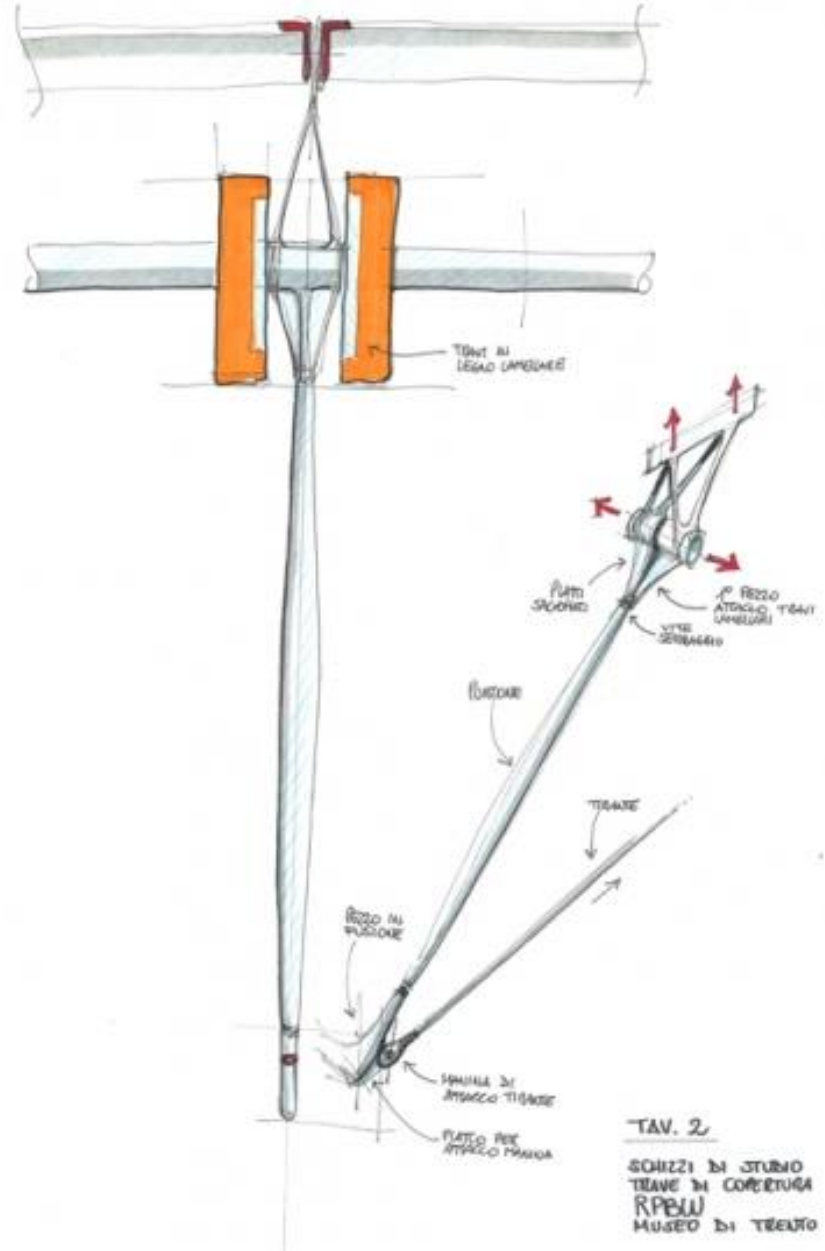
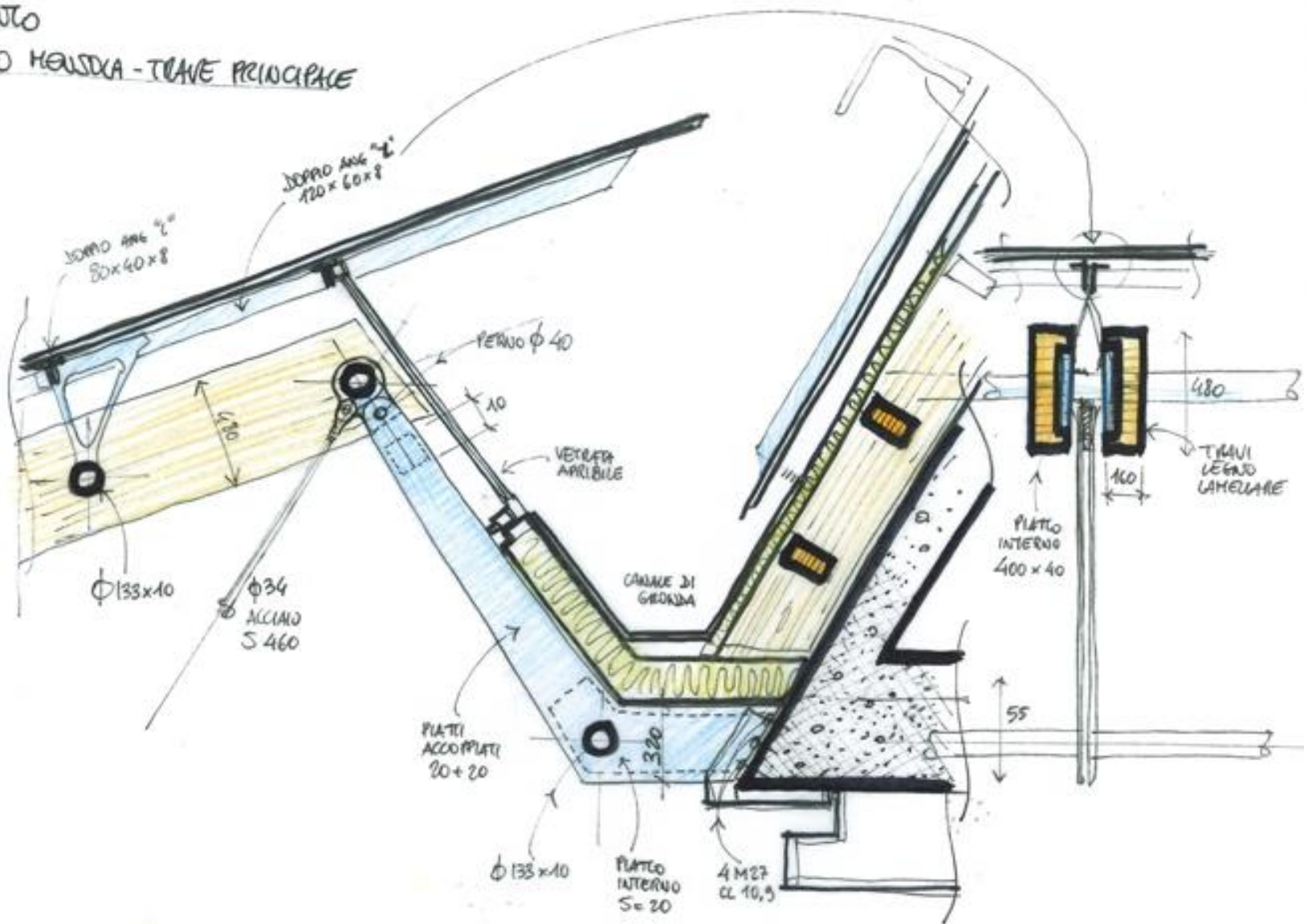




PROJECT DATA

Design	2002 - 2014
Construction	Museum: 2008 - 2013 Rest of the area: 2008 - 2016
Site area	116.331 m ²
Total floor area	97.640 m ² . MuSe: 11.710 m ² Residences: 43.900 m ² Commerce: 10.500 m ² Hotel: 400 m ² University Library: 5650 m ² Public park: 5 ha
Height	15,50 m max (residences) 23,6 m max (museum) 24,8 m max (University Library)
Floors	MuSe 5 (max) + 2 basements
Awards and certificates	LEED Gold

TRENTO
 NUDO HANSDKA - TRAVE PRINCIPALE




TAV. 2
 SCHIZZI DI STUDIO TRAVE IN COPERTURA
 RPEW
 MUSEO DI TRENTO



MUSE - TRENTO
Renzo Piano Building Workshop

Pianta Liv. +1
1:100




SEZIONE B-B

Architectural drawing details including a north arrow, a table of contents, and project information.

NO.	DESCRIPTION
1	...
2	...
3	...
4	...
5	...
6	...
7	...
8	...
9	...
10	...

R.P.B.W.
ARCHITECTURE

Project Name: ...
Address: ...
Date: ...

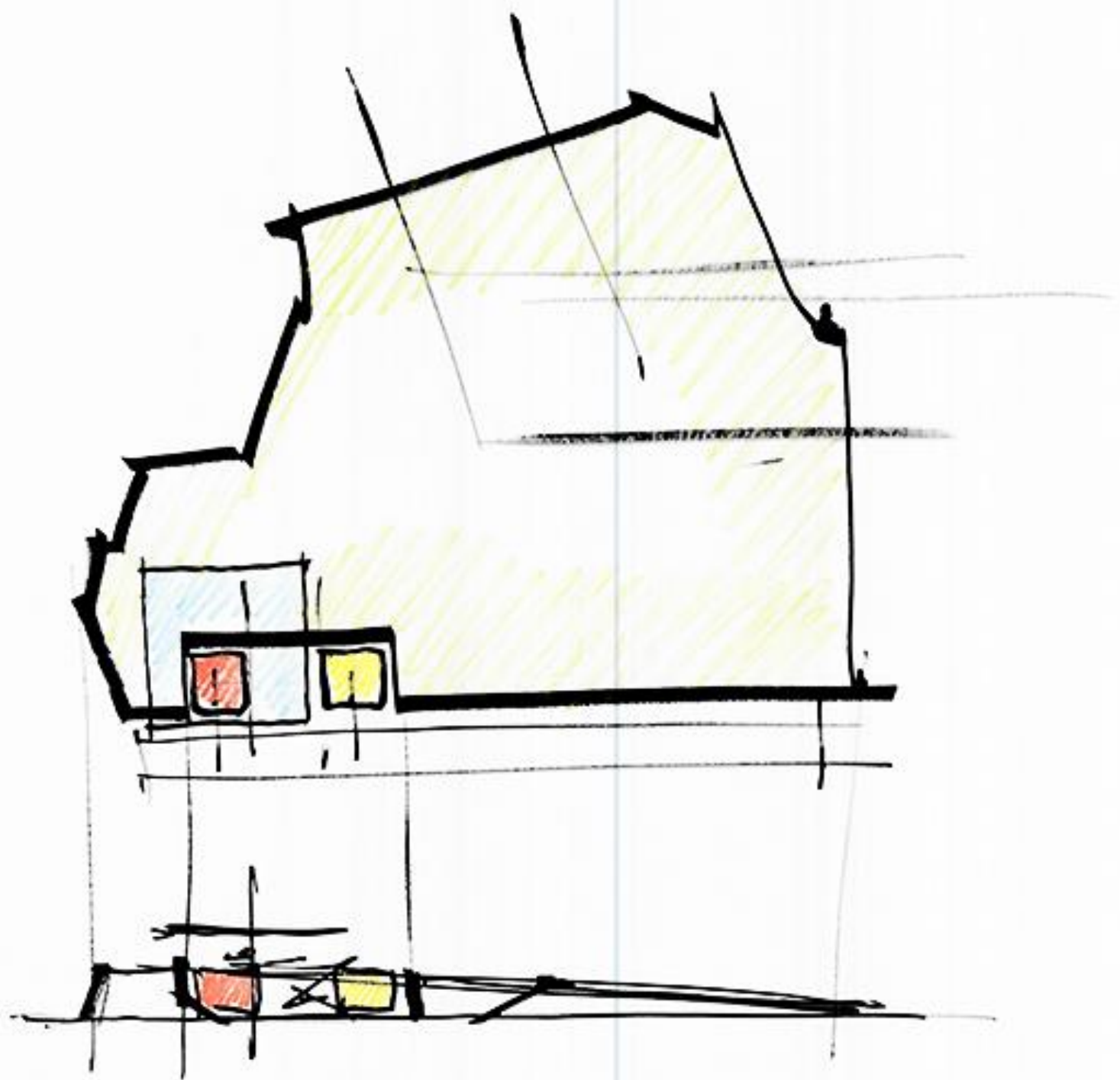


A north arrow is located in the top right corner. Below it is a small table with multiple rows and columns, likely containing project information or a legend.

A larger table is located in the middle right section, containing detailed project information such as project name, location, and dates.

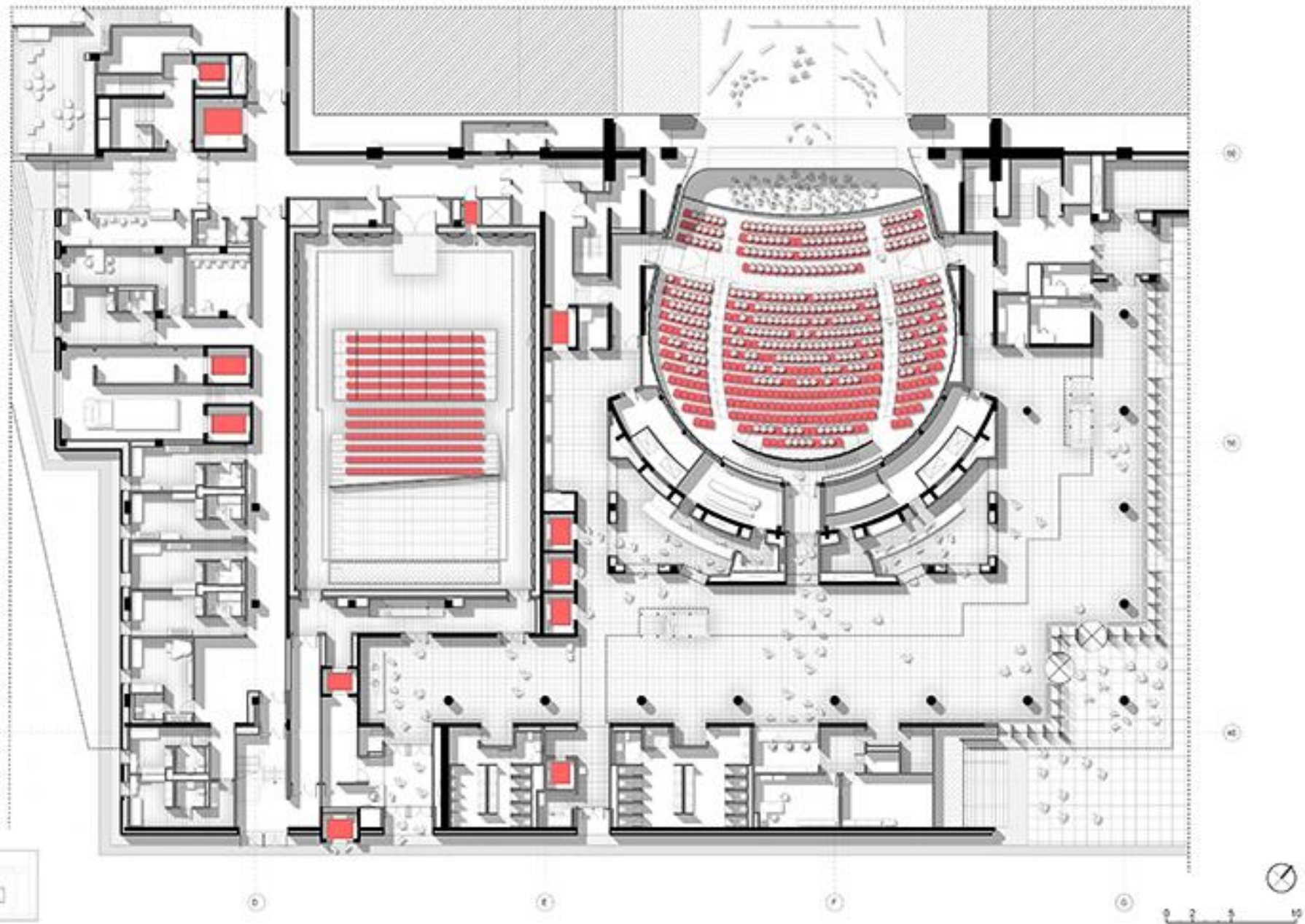
A table with multiple rows and columns is located in the bottom right section, containing technical specifications and notes.

PROSPETTO NORD



PROJECT DATA

Design	2008 - 2011
Construction	2012 - 2016
Site area	175.000 m ²
Total Floor Area	88.000 m ²
Planted roof	17.000 m ² (1.440 trees 300.000 other plants)
Height	35,50 m (mast 83 m)
Floors	8 + 2 basements
Awards and certificates	LEED platinum

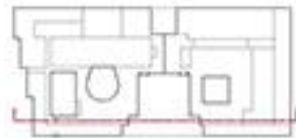



Stavros Niarchos Foundation Cultural Center

Athens, Greece

Renzo Piano Building Workshop

Opera Plan - Agora Level

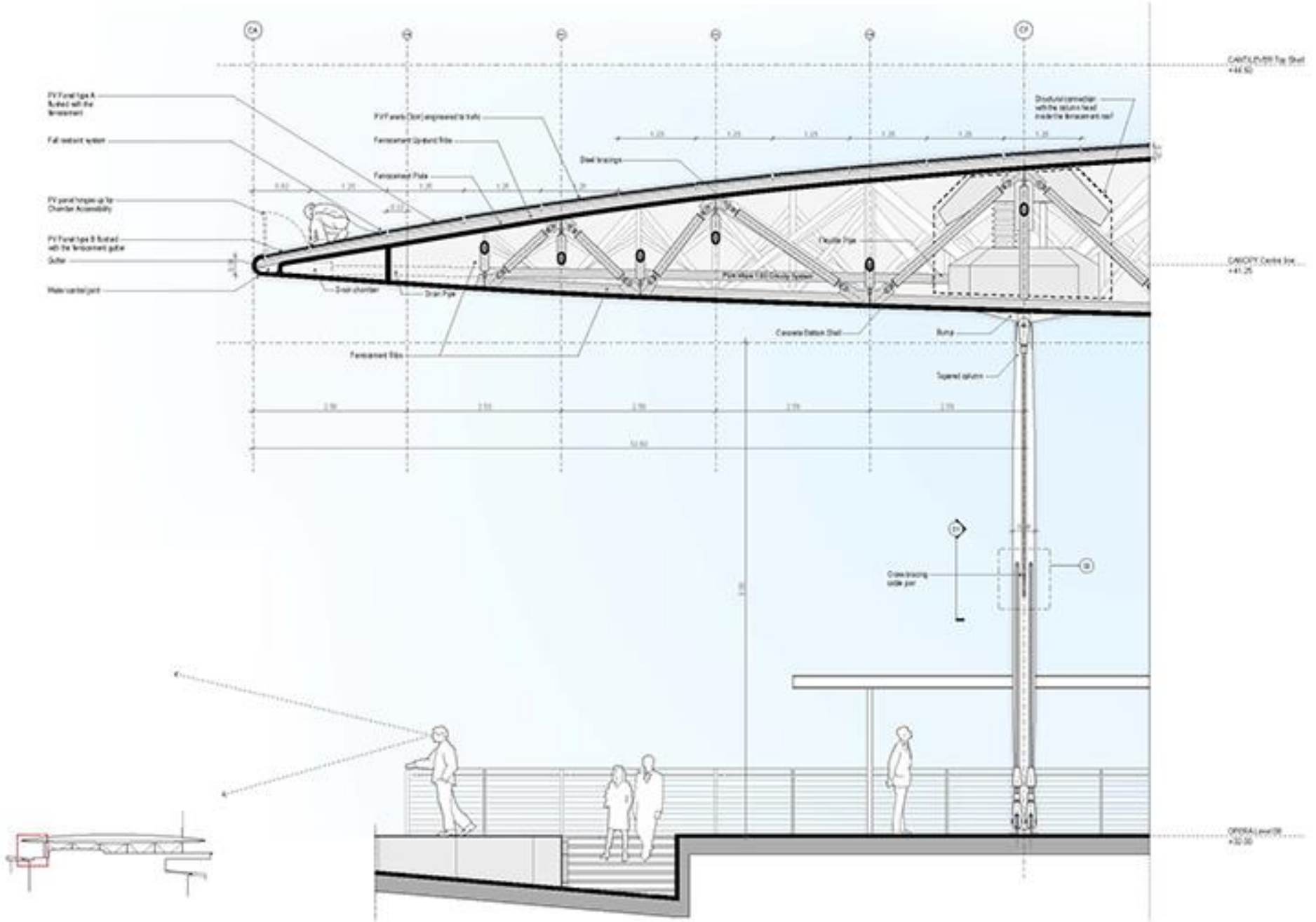


Stavros Niarchos Foundation Cultural Center

Athens, Greece

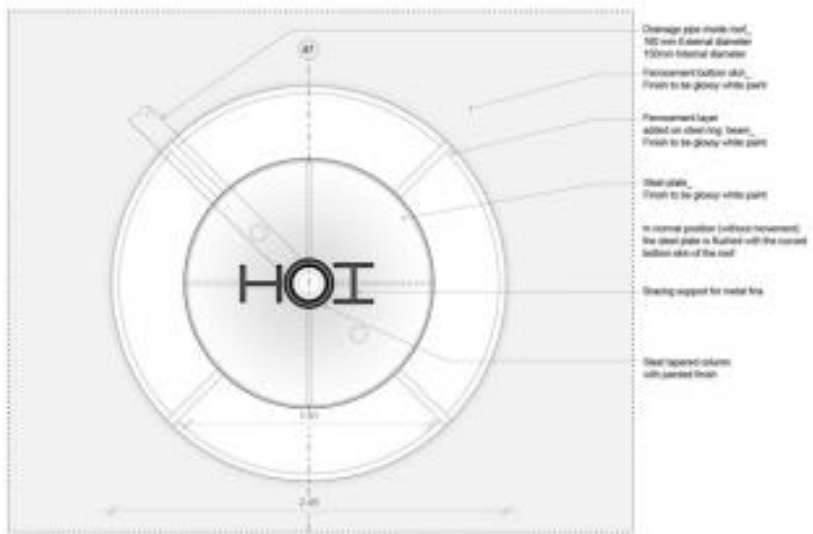
Renzo Piano Building Workshop

Section - Longitudinal

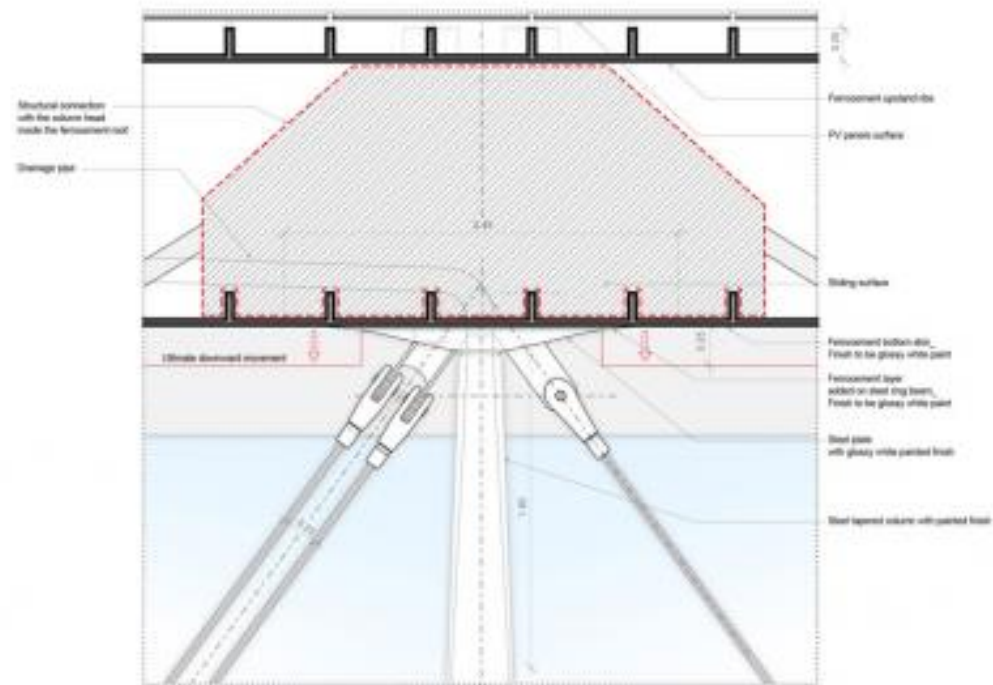


Stavros Niarchos Foundation Cultural Center

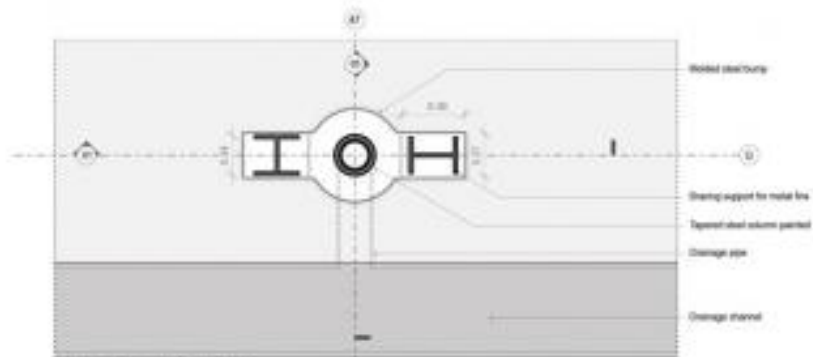
Athens, Greece



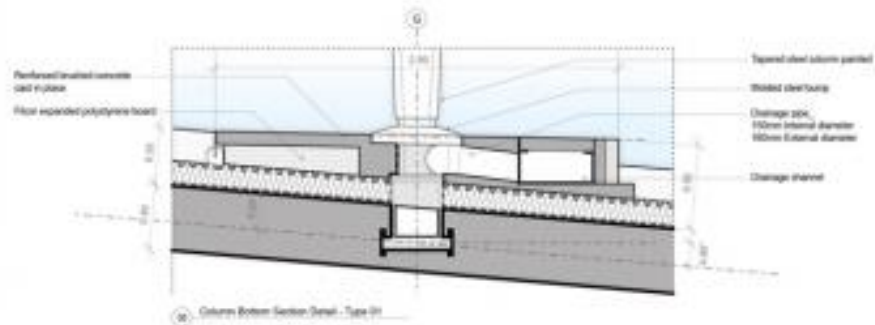
01 Column Head RCP Detail - Type 01



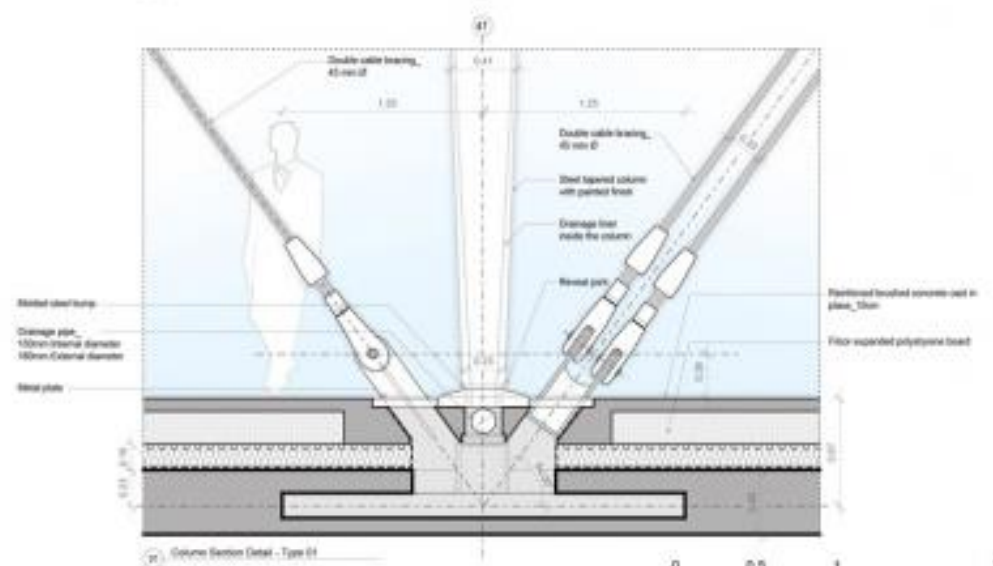
02 Column Head Section Detail - Type 01



03 Column Bottom Plan Detail - Type 01



04 Column Bottom Section Detail - Type 01



05 Column Bottom Detail - Type 01

0 0.5 1 2

FIND 5 PHOTOGRAPHS OF THESE ARCHITECTURES THAT YOU THINK ENHANCE THEM.



UNIVERSITÀ DI PARMA

DIPARTIMENTO DI INGEGNERIA E ARCHITETTURA

CORSO DI LAUREA IN ARCHITETTURA E CITTA' SOSTENIBILI

**BUILDING INFORMATION MODELING:
DIGITAL MODELING OF ARCHITECTURE, DIGITAL VISUALIZATION OF PROJECT**

A.A. 2022-2023, Prof. Sandra Mikolajewska